

HC-D 7-EBUC

Order No.: 1772230

<http://eshop.phoenixcontact.de/phoenix/treeViewClick.do?UID=1772230>

HEAVYCON female insert, D7 series, 7-pos., crimp connection

Commercial data

EAN	4017918036904
Pack	10 pcs.
Customs tariff	85366990
Weight/Piece	0.01326 KG
Catalog page information	Page 438 (PC-2009)

Product notesWEEE/RoHS-compliant since:
03/01/2006

<http://www.download.phoenixcontact.com>
Please note that the data given here has been taken from the online catalog. For comprehensive information and data, please refer to the user documentation. The General Terms and Conditions of Use apply to Internet downloads.

Technical data**General data**

Note	For HC-D7 housing, crimp contacts CK1,6-ED (crimp contacts not included in scope of supply)
Connection method	Crimp connection
Ambient temperature (operation)	-40 °C ... 125 °C (including heating up of contacts)
Pollution degree	3
Surge voltage category	III

Constructional and testing regulations	DIN VDE 0627/86
	DIN VDE 0110/02.79
	DIN VDE 0110-1/04.97
	IEC 60664-1, DIN IEC 60512
	IEC 60352
Number of positions	7
Insertion/withdrawal cycles	≥ 500
Design	D7
Connection in acc. with standard	IEC / EN
Conductor cross section	0.14 mm ² ... 2.5 mm ²
Connection cross section AWG	26 ... 14
Stripping length of the individual wire	8 mm
	6 mm (2.5 mm ²)
Assembly instructions	Connectors may be operated only when there is no load/voltage.
Connection	The inserts may only be used in plastic housings at voltages >42 V, since it is not possible to connect the protective conductor and the housing with each other.

Material data

Inflammability class acc. to UL 94	V0
Contact material	Copper alloy
Contact surface material	Ag (alternatively Au)
Contact carrier material	PA

Electrical characteristics

Rated voltage (III/3)	250 V
Rated surge voltage	4 kV
Rated current	10 A

Certificates / Approvals



Certification CSA, GOST, UL

CSA

Nominal voltage U _N	300 V
--------------------------------	-------

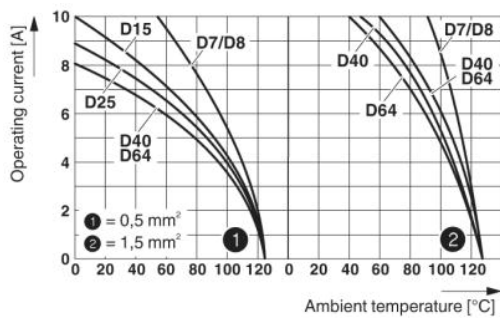
Nominal current I_N	10 A
AWG/kcmil	22-16
UL	
Nominal voltage U_N	600 V
Nominal current I_N	10 A
AWG/kcmil	22-16

Accessories

Item	Designation	Description
General		
1645888	CK1,6-ED-BB	Dummy socket for contact carrier with turned CK 2.5-ED.. female contacts

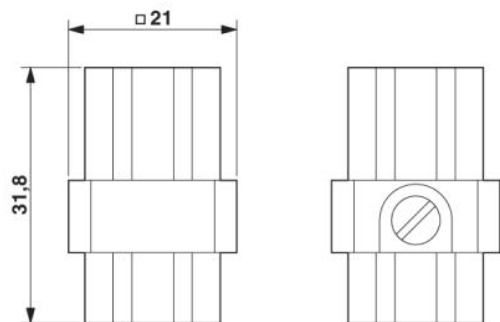
Diagrams/Drawings

Diagram



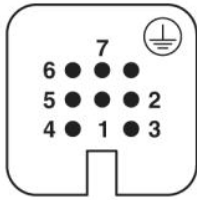
Derating diagram: HC-D...C series

Dimensioned drawing

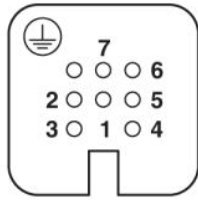


Female insert (turned contacts)

Schematic diagram



Connector pin assignment, connection side



Address

PHOENIX CONTACT Inc., USA
586 Fulling Mill Road
Middletown, PA 17057, USA
Phone (800) 888-7388
Fax (717) 944-1625
<http://www.phoenixcon.com>



© 2010 Phoenix Contact
Technical modifications reserved;