

1

2

3

4

5

6

7

A

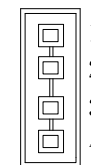
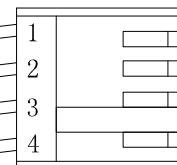
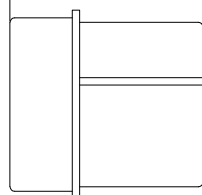
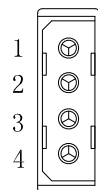
A

200 ± 10

B

B

P1



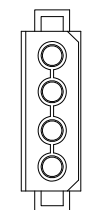
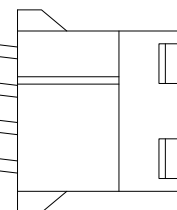
P2

C

C

PIN ASSIGNMENT:

P2	P1	P3
1 — YELLOW	1 — YELLOW	1
2 — BLACK	2 — BLACK	2
3 — BLACK	3 — BLACK	3
4 — RED	4 — RED	4



P3

D

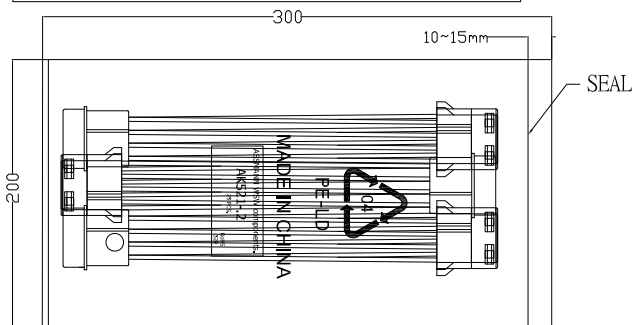
D

Material:

- Cable: (Red, Black, Yellow) UL1007 18AWG(34/0.16) Ø2.0mm L=180+1/-0mm
- Housing: Big 4pin House Female PH5.08mm, Insulator White
- Terminal: Big 4pin Male Terminal PH=5.08mm
- Material: Brass Tin plated 18AWG
- Housing: Small 4pin Female housing PH2.54mm, Insulator White
- Terminal: Small 4pin Male terminal
- Material: Brass Tin plated
- PE Bag: CLEAR PE BAG, 200*300*0.05mm

E

E



25PCS/PE BAG

F

F

G

G

Scale	Free				Date	Name	Title	
TOLERANCE					Drawn	8.8.16	Wilson	Internal Power cord 18AWG
X.	±0.3				Approved	8.8.16	Groll	ASSMANN WSW-No. AK521-.2
X.X	±X						Drawing-No.	
X.XX	±X						rev00	
DIM	TOL						Replace	
X.°	±X°						Sheet	
X.X°	±X°						1/1	
Angle	TOL	Id.	Modification	Date	Name			

Unit: mm



ASSMANN
WSW components

1840 W. Drake Drive, Suite 101 • Tempe, AZ 85283
Toll Free: 1-877-277-6266 • Email: info@assmann.us

1

2

3

4

5

6

7

H

H