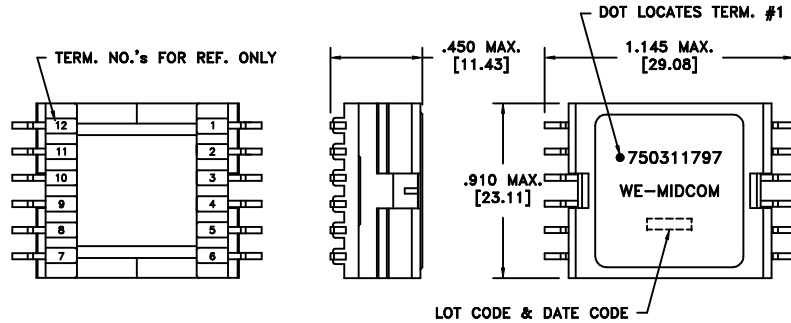


CUSTOMER TERMINAL	RoHS	LEAD(Pb)-FREE
Sn96%, Ag4%	Yes	Yes

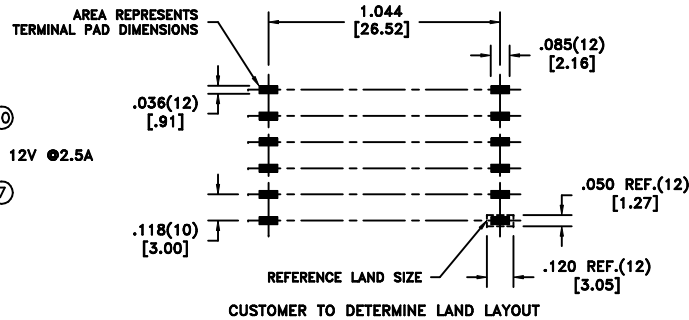
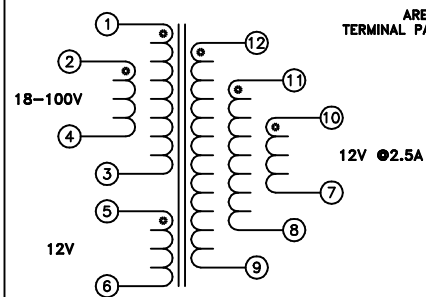
more than you expect



Midcom



LOT CODE & DATE CODE



Application of the transformer allows for the following groups of wires to solder bridge:
1&2, 3&4, 10&11&12, and 7&8&9.

ELECTRICAL SPECIFICATIONS @ 25°C unless otherwise noted:

PARAMETER	TEST CONDITIONS	VALUE
D.C. RESISTANCE	1-3 tie(1+2, 3+4), @20°C	0.055 ohms max.
D.C. RESISTANCE	7-12 tie(7+8+9, 10+11+12), @20°C	0.012 ohms max.
D.C. RESISTANCE	5-6 @20°C	0.070 ohms max.
INDUCTANCE	1-3 tie(1+2, 3+4), 150kHz, 100mVAC, Ls	14uH ±10%
SATURATION CURRENT	20% rolloff from initial	11.5A
LEAKAGE INDUCTANCE	1-3 tie(1+2, 3+4, 7 thru 12), 100kHz, 50mVAC, Ls	210nH typ.
DIELECTRIC	1-12 tie(1+2, 10+11+12), 5000VAC, 1 second	4000VAC, 1 minute
TURNS RATIO	(1-3):(12-9)	2.5:1, ±1%
TURNS RATIO	(1-3):(11-8)	2.5:1, ±1%
TURNS RATIO	(1-3):(10-7)	2.5:1, ±1%
TURNS RATIO	(1-3):(5-6)	2.5:1, ±1%
TURNS RATIO	(1-3):(2-4)	1:1, ±1%

GENERAL SPECIFICATIONS:

OPERATING TEMPERATURE RANGE: -40°C to +125°C including temp rise.

Wire insulation & RoHS status not affected by wire color.
Wire insulation color may vary depending on availability.

REV.	DATE	Packaging Specifications Method: Tape & Reel PKG-0647 www.we-online.com/midcom		Tolerances unless otherwise specified: Angles: ±1° Decimals: ±.005 [.13] Fractions: ±1/64 Footprint: ±.005 [.13]	DRAWING TITLE TRANSFORMER	PART NO. 750311797
6B	2/11		CONVENTION PLACEMENT	This drawing is dual dimensioned. Dimensions in brackets are in millimeters.	eiSos p/n: 750311797	SPECIFICATION SHEET 1 OF 1
6A	10/10	SEE REVISION SHEET FOR	REVISION LEVEL			

