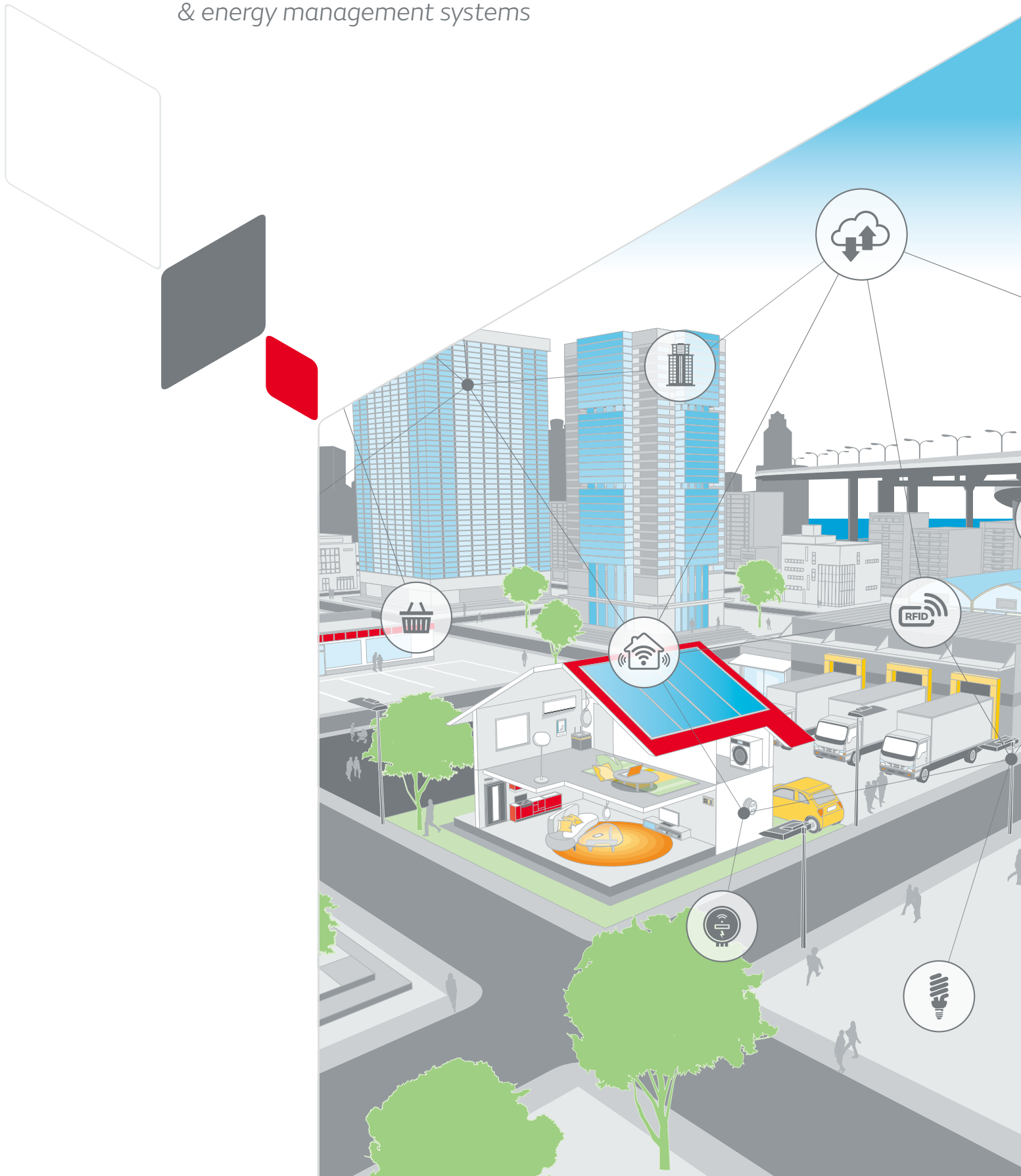
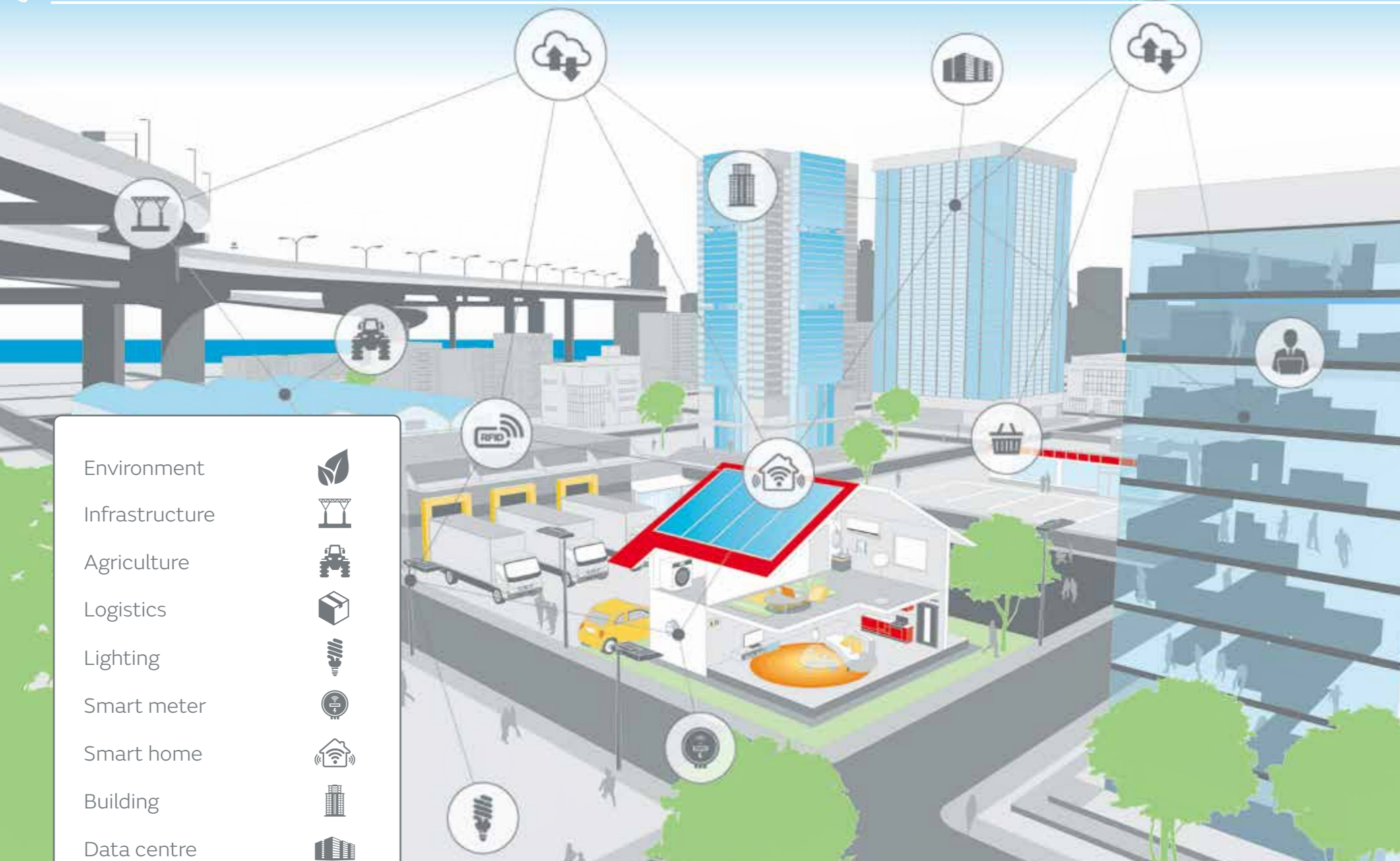


Solutions for sensor networks

# Enabling IoT applications

*Smart buildings, home, agriculture, logistics  
& energy management systems*





- Environment
- Infrastructure
- Agriculture
- Logistics
- Lighting
- Smart meter
- Smart home
- Building
- Data centre
- Office
- Shop
- Cloud
- Generator
- Connected port
- Power plant
- Hospital

# A smart & connected society with Murata's wireless sensor network

Connected technology is changing the way we live. Whether at home or at work Murata innovation is contributing to a smarter, productive and more efficient way of life.

Smart homes and buildings rely on energy management systems (EMS) to perform detailed control of lighting and air conditioning. This is achieved whilst monitoring power consumption and environmental conditions - such as temperature, humidity and light levels - using sensors located throughout your home.

The sensor network system for smart homes enables easy EMS construction.

Additionally, this network can be used to achieve automated control without compromising the comfort in our daily life. In a similar way, its expected to expands usage in smart agriculture for efficient and automated cultivation. Sensor technology, wireless communication technology, and software. Murata has been ready to provide all the technology that essential to realize the smart life utilizing a wireless sensor network.

**Trademarks acknowledged**  
 Bluetooth is a registered trademark or trademark of Bluetooth SIG, Inc. in the United States and other countries.  
 Wi-Fi is a registered trademark or trademark of Wi-Fi Alliance in the United States and other countries.  
 ZigBee is a registered trademark or trademark of ZigBee Alliance in the United States and other countries.


## Wireless communications

We provides RF components and also modules for wireless communication applications. Our modules are the number one in the mobile phone market and offer an extensive range of products such as WLAN, ZigBee, RFID, and many more.



## Energy storage devices

We provide miniature, high-energy storage devices for wireless communication applications, including those using energy harvesting systems.



## Sensors

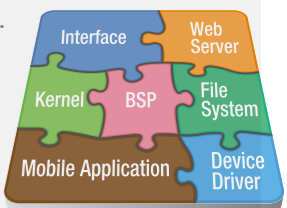
We offer an extensive range of sensors for IoT applications such as;

- PIR sensors
- Shock sensors
- MEMS sensors
- Ultrasonic sensors




## Software

We have a wealth of experience in developing software solutions for IoT applications including 3G/Wi-Fi routers for mobile devices. We are also developing device drivers for wireless communication ICs, middleware and peripheral control software.







### Smart building control

- BEM (building energy management)
- Lighting
- Air conditioning
- Security
- Construction monitoring

PG

**8** Pyroelectric infrared sensor

PG

**9** Piezoelectric shock sensor

PG

**10** AMR Magnetic sensor

PG

**12-13** High Accuracy MEMS Sensor

PG

**14-15** Small Energy Device UMA Series

PG

**20-21** W-LAN/Bluetooth Smart module

PG

**23** Power supply for LED lighting



### Smart Home Control

- HEMS (home Energy management systems)
- Smart appliances
- Lighting
- Security

PG

**8** Pyroelectric infrared sensor

PG

**9** Piezoelectric shock sensor

PG

**10** AMR Magnetic sensor

PG

**11** Ultrasonic sensor

PG

**14-15** Small Energy Device UMA Series

PG

**16-17** Ionissimo® MHM Series Ionizer/Ozonizer

PG

**20-21** W-LAN/Bluetooth Smart module

PG

**23** Power supply for LED lighting



# Pyroelectric infrared sensor

## New extra high sensitivity, lead-type pyroelectric infrared sensor

Our newly developed developed low-cost, high-sensitivity, high-RFI (Radio Frequency Immunity) and high-WLI (White Light Immunity) characteristic lead-type infrared sensor. The IRA-S series has an improved RFI

characteristic for the security market to fulfill EN regulation in detector level, such as peripheral circuitry. Its high sensitivity and high reliability makes a great contribution to ergonomics and energy conservation for a wide range of appliances.



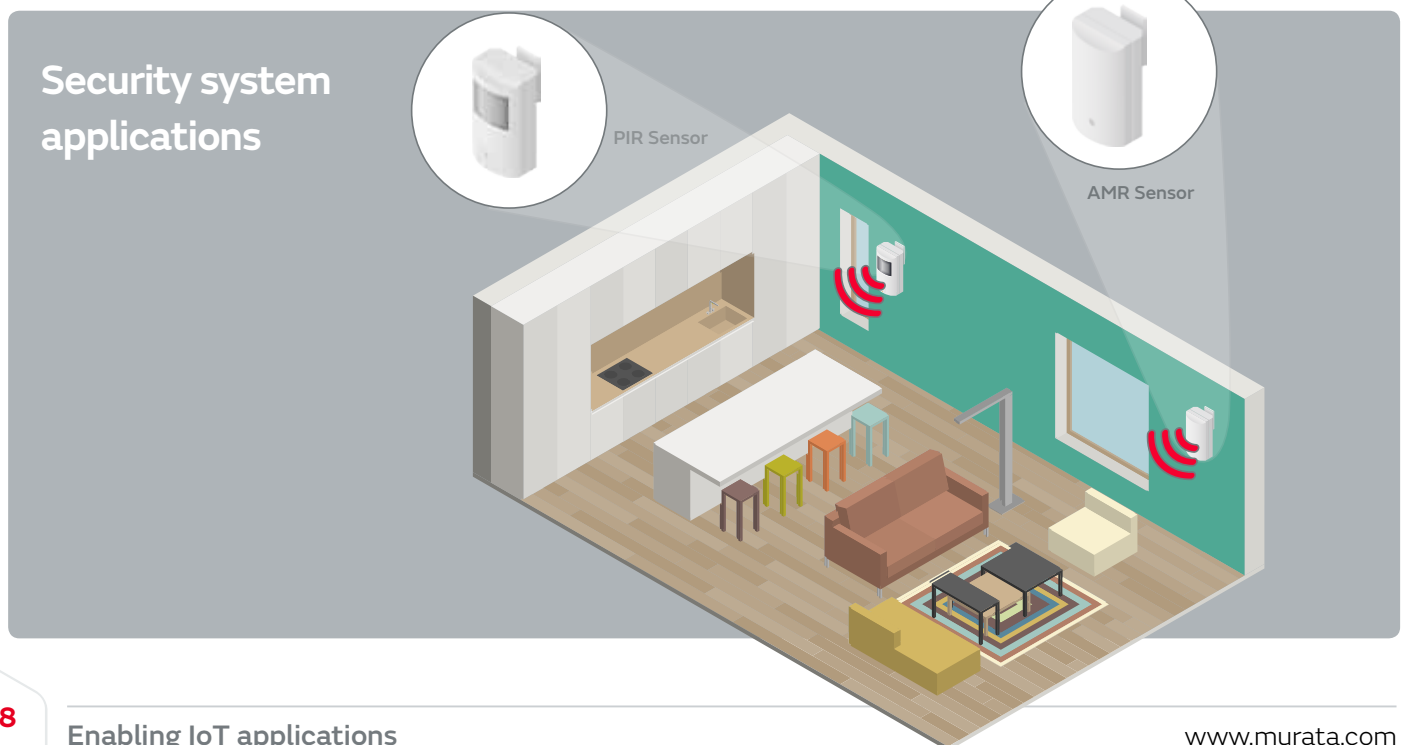
### Features

- Good RFI (Radio Frequency Immunity)
- Good WLI (White Light Immunity)
- Easy human movement detection
- Wide detection area using lens

### Applications

- Security systems

Type	Part number	Sensitivity (500K, 1Hz, mVpp)	Dimensions (mm)	Benefits
Dual	<b>IRA-S210ST01</b>	4.6	ø9.2x4.7	<ul style="list-style-type: none"> <li>New and cost effective model</li> <li>High RFI (Radio Frequency Immunity)</li> <li>For security, automatic ECO switch for display and other appliance</li> </ul>
Serial quad	<b>IRA-S410ST01</b>	7.0		



# Piezoelectric shock sensor


## Touch sensor that detects vibration

Our shock sensor is produced on the basis of piezoelectric principles and can detect the mechanical shock resulting from tapping, as well as direction. It is capable of exporting data through an

electric signal. We currently offer three types of direction- sensing devices, that are capable of delivering excellent performance, including operation and control of household appliances.

### Applications

#### Vibration detection



PKGS-00GXP1-R  
 $a = 3.8\text{mm}$   
 $b = 2.0\text{mm}$

### 0 Degree type

Part Number	Dimensions (mm)	Charge sensitivity (pC/G)	Capacitance (pF)	Resonance frequency(kHz)	Benefits
PKGS-00LDP1-R	6.4x2.8x1.20	0.840±15%	770±30%	20	Most sensitive of its type
PKGS-00GXP1-R	3.8x2.0x1.05	0.350±15%	390±30%	31	Smallest of its type

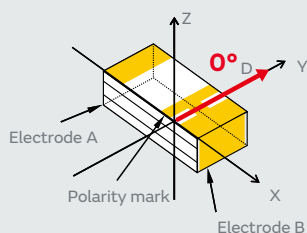
### 25 Degree type

Part Number	Dimensions (mm)	Charge sensitivity (pC/G)	Capacitance (pF)	Resonance frequency(kHz)	Benefits
PKGS-25NBP1-R	3.8x2.0x1.05	0.168±15%	520±30%	44	Most popular so far
PKGS-25SXAP1-R	3.2x2.0x1.05	0.350±15%	740±30%	27	Smallest of its type
PKGS-25WXP1-R	2.8x2.0x1.05	0.168±15%	550±30%	44	New smallest of its type

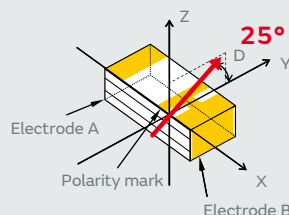
### 90 Degree type

Part Number	Dimensions (mm)	Charge sensitivity (pC/G)	Capacitance (pF)	Resonance frequency(kHz)
PKGS-90LDP1-R	6.4x2.8x2.10	0.840±15%	770±30%	20

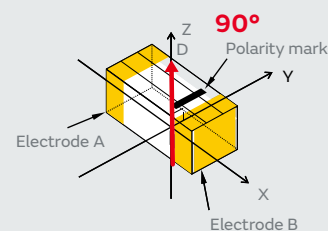
#### 0 Degree type



#### 25 Degree type



#### 90 Degree type





# AMR magnetic sensor

Broad product portfolio, design flexibility, narrower sensitivity range and higher reliability



MRUS74S  
1.5 mm x 1.8 mm

The AMR series comprises sensors that include an IC to detect changes in the magnetic resistance of a magneto resistive element that is effected by an external magnetic field. This is achieved from a

ferromagnetic NiFe alloy thin film that is deposited over the IC circuit. We can offer more than 30 part types that support a broad range of applications backed by our experienced design consulting service.

## Open-close detection

Part number	Sensitivity (m T)	Dimensions (mm)	Features	Applications
<b>MRMS20 series</b>	0.5 to 2.5	2.9x2.8x1.1	Std. performance, compact package	Std. open-close, position detection Low-speed rotation detection
<b>MRMS50 series</b>		1.45x1.45x0.55	Std. performance, ultra compact package	

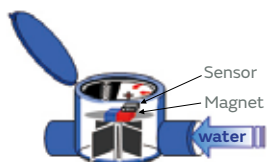
## Flow metering by rotation detection

Part number	Sensitivity (m T)	Dimensions (mm)	Features	Applications
<b>MRSS29D</b>	0.8 to 2.5	2.9x2.8x1.1	High voltage operation (3.5 to 30V) High speed detection High temp. operation (to 100°C) Built-in voltage regulator	Flow metering for industrial equipments
<b>MRUS74S</b>	1.0 to 2.5 (Hon)	1.5x1.8x0.8	Low voltage low power operation Very low current consumption Built-in temp. compensation circuit	Flow metering for battery powered equipments • Gas meter • Water meter • Flow meter
<b>MRUS74X</b>	1.0<		2-axis (XY plane) magnetic field sensing Low voltage low power operation Very low current consumption Built-in temp. compensation circuit	

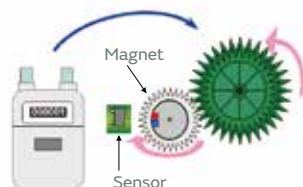
## Cylinder control by position detection

Part number	Sensitivity (m T)	Dimensions (mm)	Features	Applications
<b>MRMS541D</b>	1.0 to 2.5	1.45x1.45x0.55	High accuracy, high-speed type (Typ. 2kHz) Built-in temp. compensation circuit Ultra compact flat lead package	Position, proximity detection High-speed rotation detection for industrial equipments
<b>MRUS73C</b>	Out1 [L->H] 2.8 max. Out1 [H->L] 1.4 min. Out2 [L->H] 3.0 max. Out1 [H->L] 1.6 min.	1.5x1.8x0.8	2-output type High accuracy, high-speed detection Built-in temp. compensation circuit Low voltage low power operation	

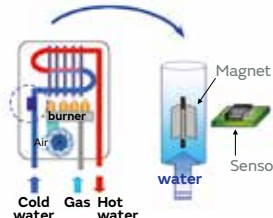
### Water meter



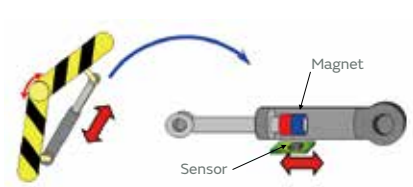
### Gas meter



### Water boiler



### Cylinder control



# Ultrasonic sensor

## Low-cost solution for distance detection

Small and lightweight, mainly used for short-distance range detection and home security.

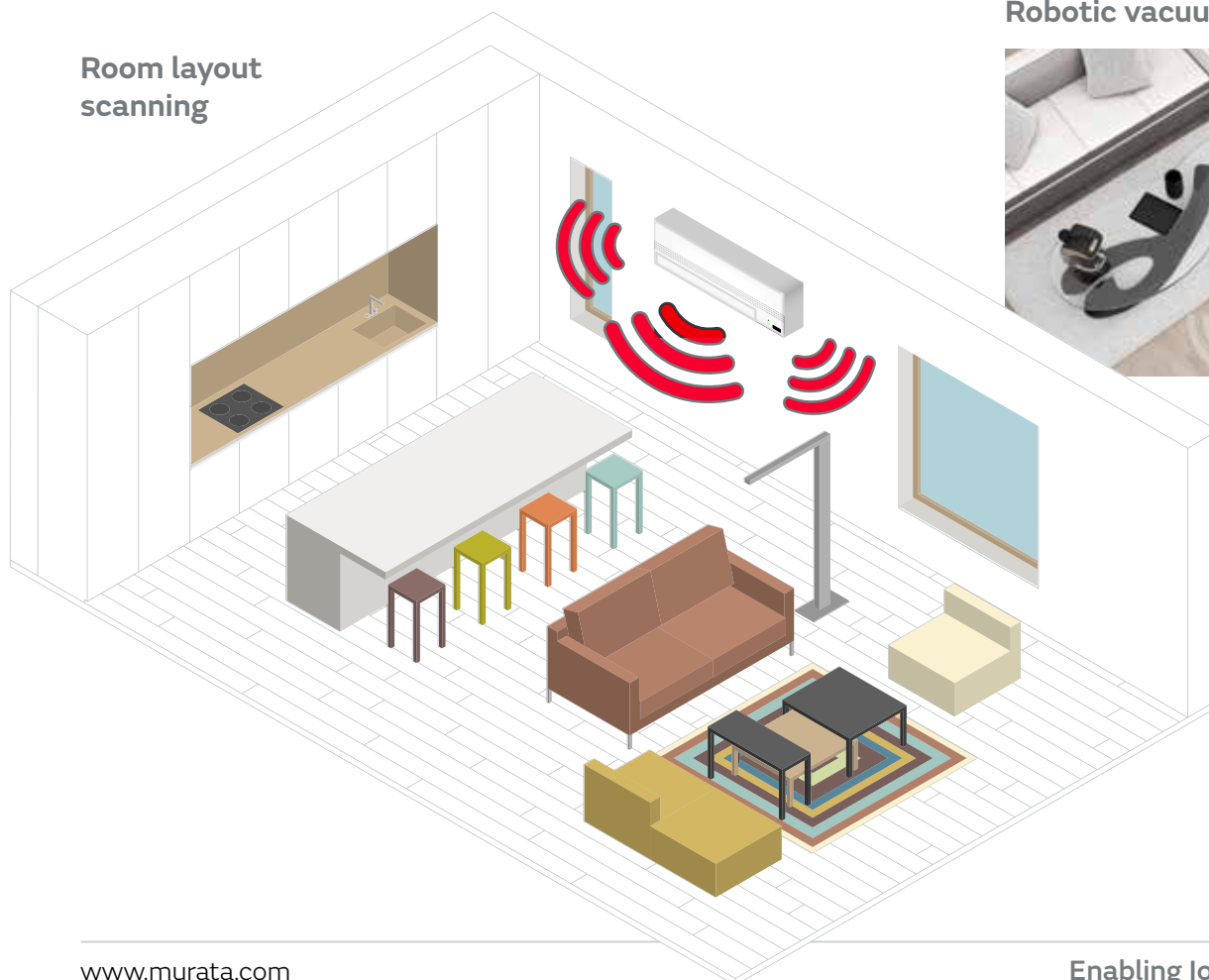
### Applications

- For robotic (consumer use)
- Room layout scanning



Type	Using method	Part number	Driving frequency (kHz)	Diameter (mm)	Capacitance (pF)	Directivity (degree, typ.)	Sound pressure level	Sensitivity	Max. Input Voltage
Open type	Transmitter	MA40S4S	40	9.9±0.3	2550±20%	80	120dB typ. (0db=0.02mPa)	—	20Vp-p Continuous signal
	Receiver	MA40S4S		9.9±0.3	2550±20%		—	-63dB typ. (0db=10V/Pa)	—
SMD type	—	MA40H1S-R		5.2x5.2x 1.15±0.1	4500±20%		95dB min. (0dB=20uPa)	-65dB min. (0dB=1V/Pa)	7.2V p-p (at 40kHz, Square Wave)

### Room layout scanning



### Robotic vacuum cleaner





# High accuracy MEMS sensor

3D MEMS technology enables higher performance at lower prices.



**G**yroscope components and combined sensors (including gyroscope and accelerometer) are based on our proven 3D MEMS technology and highly integrated electronics.

Industrial gyroscopes offer a performance level that has typically been available

only for expensive module products. Sensing elements and the measuring circuitry are assembled into a pre-molded plastic dual-in-line (DIL) package, protected with silicon gel and covered with a stainless steel lid. All products are RoHS compatible and suitable for lead-free reflow soldering.

## Features

- Robust MEMS technology
- Field proven reliability & high performance in demanding applications
- Good offset stability over temperature and time
- High accuracy in demanding applications  
eg. high temperature variation, high vibration environment, etc.)
- Excellent mechanical shock endurance
- Can withstand high impact/dropping

**For construction monitoring**  
(Distortion, abnormal vibration, etc.)



## Inclinometers


Recommended product	Product description	Accuracy	Features
<b>SCA100T</b>	Analog output 2 axis inclinometer	Accuracy $\pm 0.5$ degree over operating temperature	<ul style="list-style-type: none"> <li>■ Good performance in vibrating environment</li> <li>■ High offset accuracy over temperature and time</li> <li>■ High mechanical shock endurance</li> <li>■ Competitive price</li> </ul>
<b>SCA103T</b>	Analog output 1 axis inclinometer	Accuracy $\pm 0.1$ degree over operating temperature	
<b>SCA61T</b>		Accuracy $\pm 0.5$ degree over operating temperature	

## Applications

### Structural health monitoring

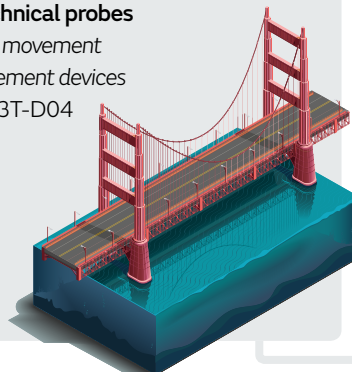
#### Railway track monitoring

SCA103T-D04,  
SCA1000-N1000070



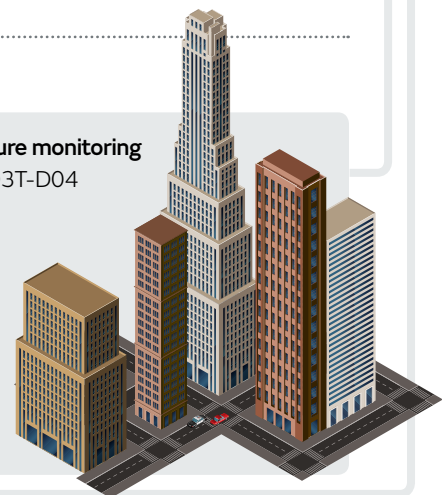
#### Geotechnical probes

Ground movement  
measurement devices  
SCA103T-D04



#### Structure monitoring

SCA103T-D04



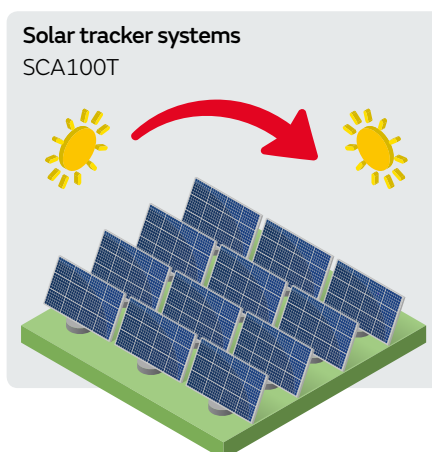
## Inclinometers

Recommended product	Product description	Accuracy	Features
<b>SCA100T</b>	Analog output 2 axis inclinometer	Accuracy $\pm 0.5$ degree over operating temperature	<ul style="list-style-type: none"> <li>High offset accuracy over temperature and time</li> <li>Competitive price</li> </ul>

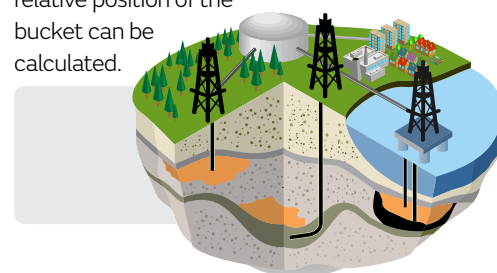
## Applications

### Levelling

- Solar tracker systems**  
SCA100T
- Wheel alignment service stations**  
SCA103T, SCA100T
- Platform and boom lift leveling**  
*Digital levels and scales*  
SCA103T, SCA100T, SCA61T



Relative position information of the arm tip is very important for excavators. Based on the gradient information from one axis detected by inclinometers, the relative position of the bucket can be calculated.



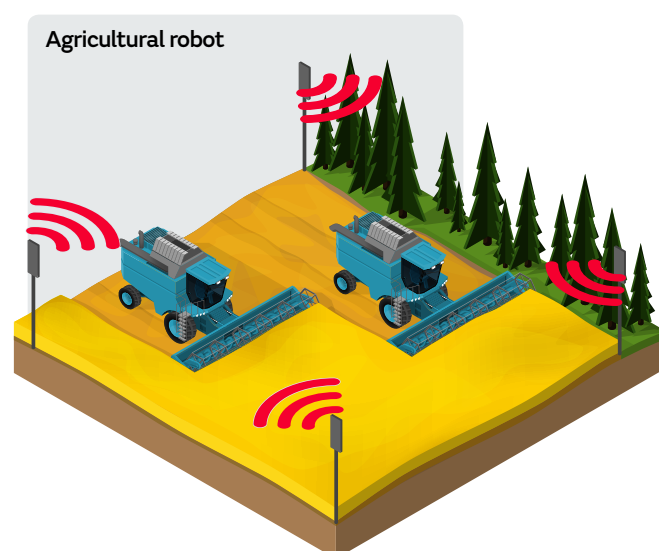
## Accelerometers & gyros

Recommended product	Product description	Benefits	Features
<b>SCA3100</b>	Digital SPI 3 axis accelerometer for inclinometer	<ul style="list-style-type: none"> <li>Reliability</li> <li>References</li> </ul>	<ul style="list-style-type: none"> <li>Good performance in vibration environment</li> <li>High offset accuracy over temperature and time</li> </ul>
<b>SCC2000</b>	Digital SPI 1 axis gyro & 3 axis accelerometer (X or Z axis)	<ul style="list-style-type: none"> <li>Combined sensor</li> <li>Reduced PCB size</li> </ul>	<ul style="list-style-type: none"> <li>High mechanical shock endurance</li> <li>Competitive price</li> </ul>

## Applications

### Moving Machines

- Precision agriculture products help to minimize farming costs and maximize yields.**
- Precision agriculture**  
SCC2000 Series, SCA3100
- Construction machines (excavators, wheel loaders, bull-dozers...)**  
SCC2000 Series, SCA3100
- Material handling equipment**  
SCC2000 Series, SCA3100




## Murata benefits & advantages:

- Gyroscope performance:**  
Bias stability,  
Low noise,  
Accuracy
- Accelerometer performance:**  
Offset stability over temperature



# Small energy device

## UMA Series



The small energy device UMA series has a high energy storage capacity, low ESR, fast charging and discharging and the ability to withstand load fluctuations. It may be used as a secondary battery in the same way as a capacitor.

This energy device achieves better charge/discharge characteristics and

has an extended service life superior to conventional batteries. Well suited as a power supply for sensor nodes for wireless sensor networks using energy harvesting, this device maintains flat voltage characteristics while accommodating a wide range of load characteristics.

### Features

- Long cycle life (maintenance free)**  
 Even after 5000 Charge-discharge cycles (depth of discharge: 50%), the capacity degradation is very small. 5000 cycles is about 13 years when charging-discharging UMA series once a day.
- Low loss (low leakage current)**  
 UMA series devices, having excellent charge (capacity) retention rates, can be charged even with a small current of 5 $\mu$ A. They can keep charged energy for a long time because of their low leakage current.
- High rate charge-discharge**  
 Max. charge/discharge rate (current): 10 C (UMAC: 30mA, UMAL: 240mA)
- Quick start-up time**  
 UMA series can be charged to nominal voltage quickly after the start of charging (harvesting). It contributes to shrink charging time or eliminate the use of a primary battery for pre-charging.

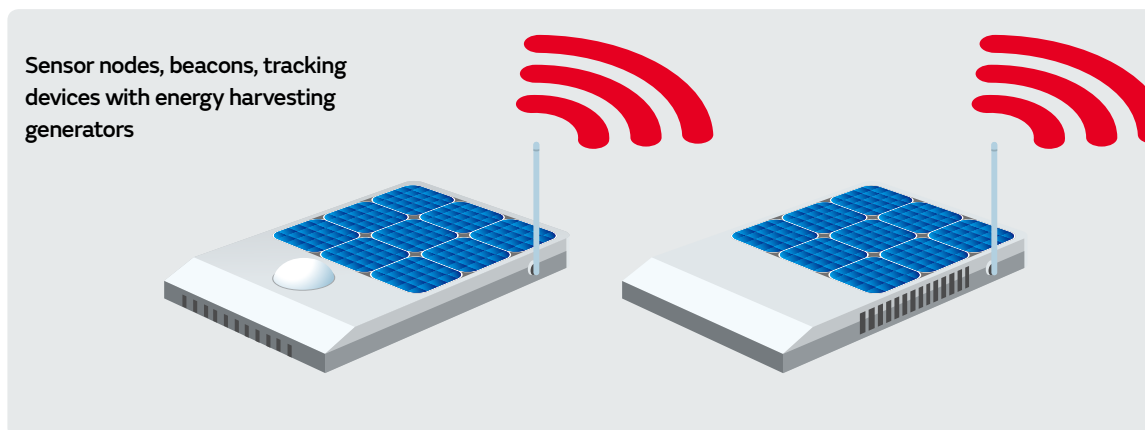
### Applications

- Sensor nodes, beacons, tracking devices with energy harvesting generators**
  - SHM,
  - Smart home, Smart building,
  - Smart agriculture,
  - iBeacon,
  - Asset tracking, inventory tracking, Baggage tracking,
  - Animal/pet tracking,
  - Children/elderly tracking,
  - Patient monitor,
  - RFID tags for farm animals,

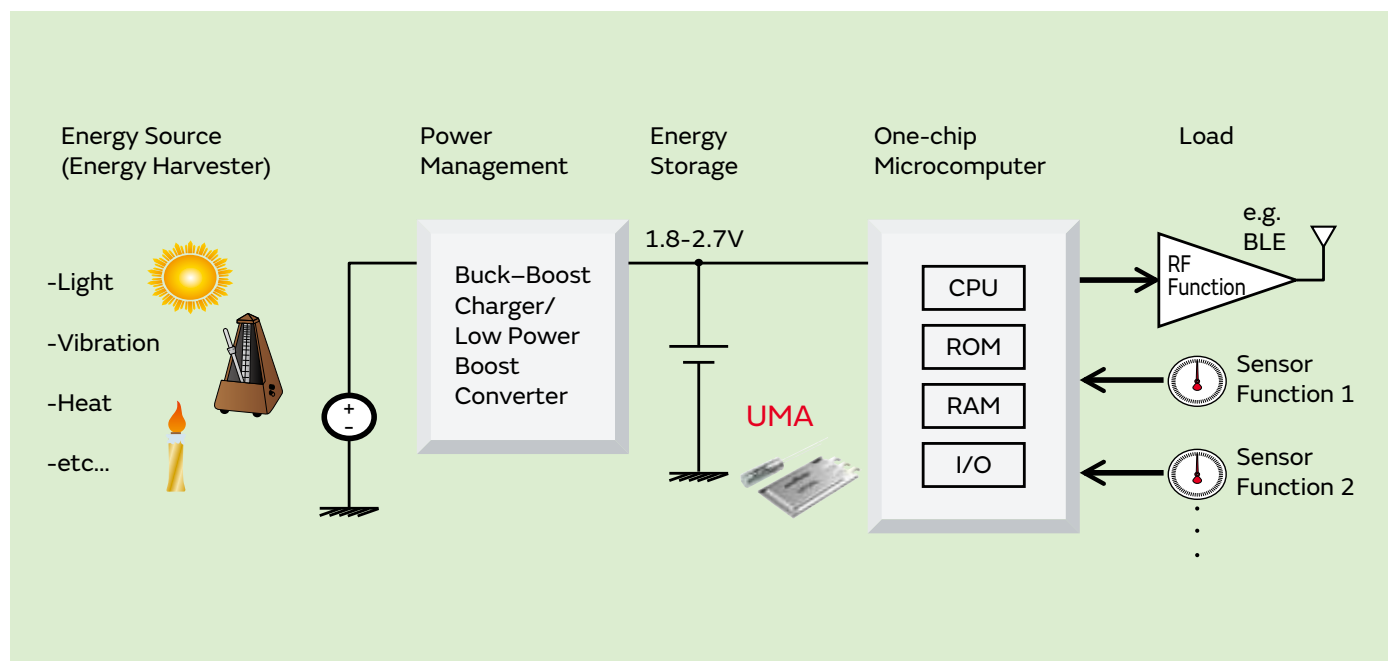
### Comparison table of storage devices for energy harvesting system\*

	Supercapacitor	UMA	Conventional LIB
<b>Maintenance free (long cycle life)</b>	Good	<b>Good</b>	Poor
<b>Low loss (Low leakage current)</b>	Poor	<b>Good</b>	Good
<b>Directly drives the load (High rate discharge)</b>	Good	<b>Good</b>	Poor
<b>Quick start-up time (Charge characteristic)</b>	Poor	<b>Good</b>	Poor

\*Comparison of same size devices



## Block diagram




## Specifications

Type	Product description	Nominal capacity	Max. discharge current	ESR	Nominal voltage	Charge voltage	Cut-off voltage	Operating temperature range	Size (typ.)
UMAC (Cylinder type)	UMAC040130A003TA01	3mAh	30mA (10 C)	800mΩ	2.3V	2.7V	1.8V	-20 to 70°C	∅4x12mm (w/o terminals)
UMAL (Laminate type)	UMAL361421B024TA01	24mAh	240mA (10 C)	100mΩ	2.3V	2.7V	1.8V	-20 to 70°C	21x14x3.6mm

# Small, low-voltage ionizer

## Ionissimo® MHM series



Today, the emphasis on health improvement and disease prevention is higher than ever, and there is a growing interest in ways of eliminating odor, germs and mold in the home and office.

Additionally, equipment production sites are becoming ever denser and more crowded, and there is a growing need for static elimination in order to prevent defects caused by static electricity. To

respond to these needs, we have stepped up our development, production and sales of ion generating elements and small modules integrated with these elements.

### Features

- **High ion output**  
 Optimization of module structure has made high ion output possible.
- **Low driving voltage 4.3kV (Typical)**
- **Small size**  
 Our original structural design and circuit design technologies have enabled us to develop a small-sized product.
- **Customizable**  
 Adjustable ozone output enables customization for specific applications.
- **In addition to home electronics, this product may be used for a variety of other needs, including:**
  - Automotive,
  - Home care and nursing,
  - Production line,
  - Interior/pet-related needs.

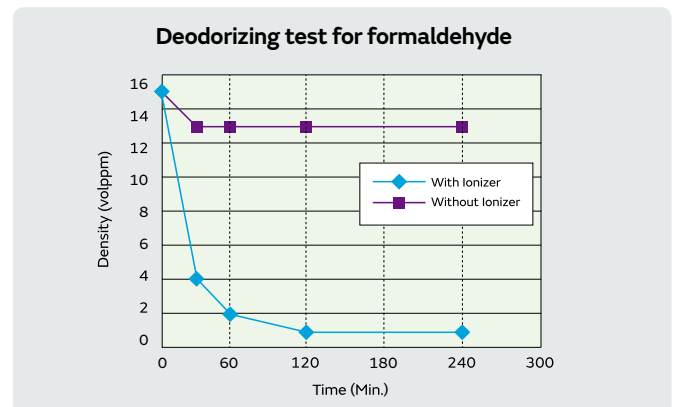
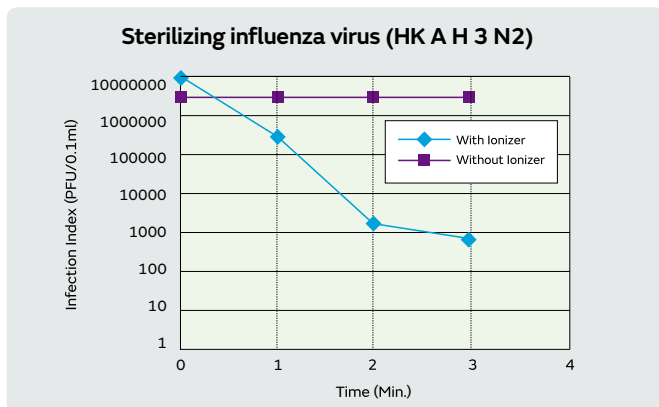
### Applications



### Inclinometers

Part number	Ion type	Amount of Ozone generation*	Functions
MHM305	Negative	0.1mg/H	skin moisturizing, static electricity removal
MHM306	Negative	1.0mg/H	Air purification, skin moisturizing, deodorizing, elimination of bacteria/odor/mold
MHM400	Positive	0.1mg/H	Static electricity removal


\*Typical value under the condition 20°C/50%RH





# Small, low voltage ozonizer

## Ionissimo® MHM Series



### What is an Ozonizer?

Surface discharge is made by AC high voltage applied between the top and bottom of the dielectric substrate. The discharge makes Ozone from

Oxygen molecules around the electrode.  $O_2 + O = O_3$  The Ozonizer module will ozonize Oxygen molecules efficiently utilizing the above principle.

### Features

- Our unique design is capable of creating large amounts of Ozone with high efficiency.
- Ozone density will be duty cycled controlled.
- Intermittent operation can save power consumption of the ozonizer module.
- The Ozonizer module can have a longer life than the needle type.

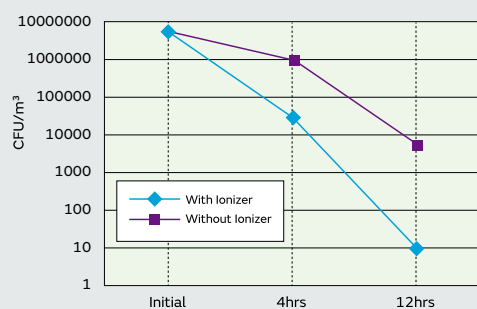
### Applications



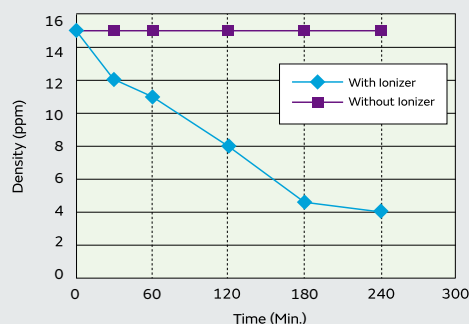
Part number	Ion type	Amount of Ozone generation*	Functions
MHM500	Negative Positive	2.5mg/H	Air purification, deodorizing elimination of bacteria/odor/mold

\*Typical value under the condition 20°C/50%RH

Sterilizing test data in refrigerator colon bacillus



Deodorizing test for hydrogen sulfide (H2S)




## Why choose Murata?

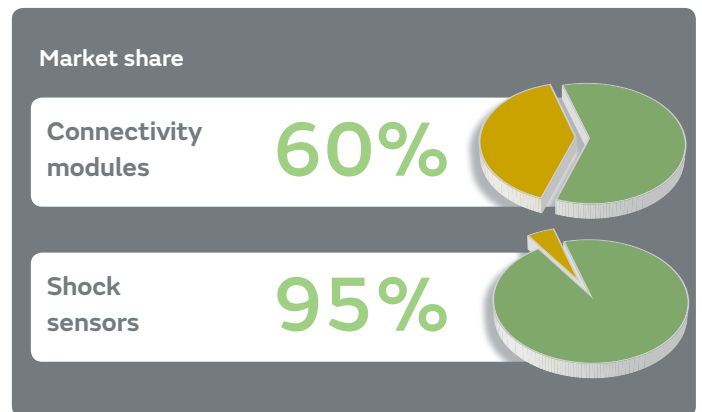

Establish a competitive edge in the wireless network market.

Our technologies provide various cutting-edge product lineups and our many achievements establish competitive advantages in the wireless network market

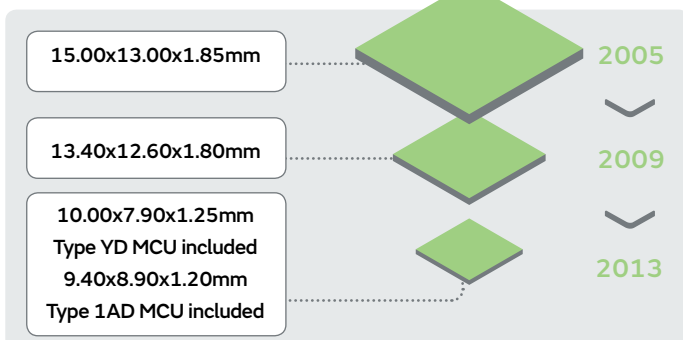
### Product lineup



### Achievement for wireless and sensor



### World's smallest



### High quality / easy to integrate

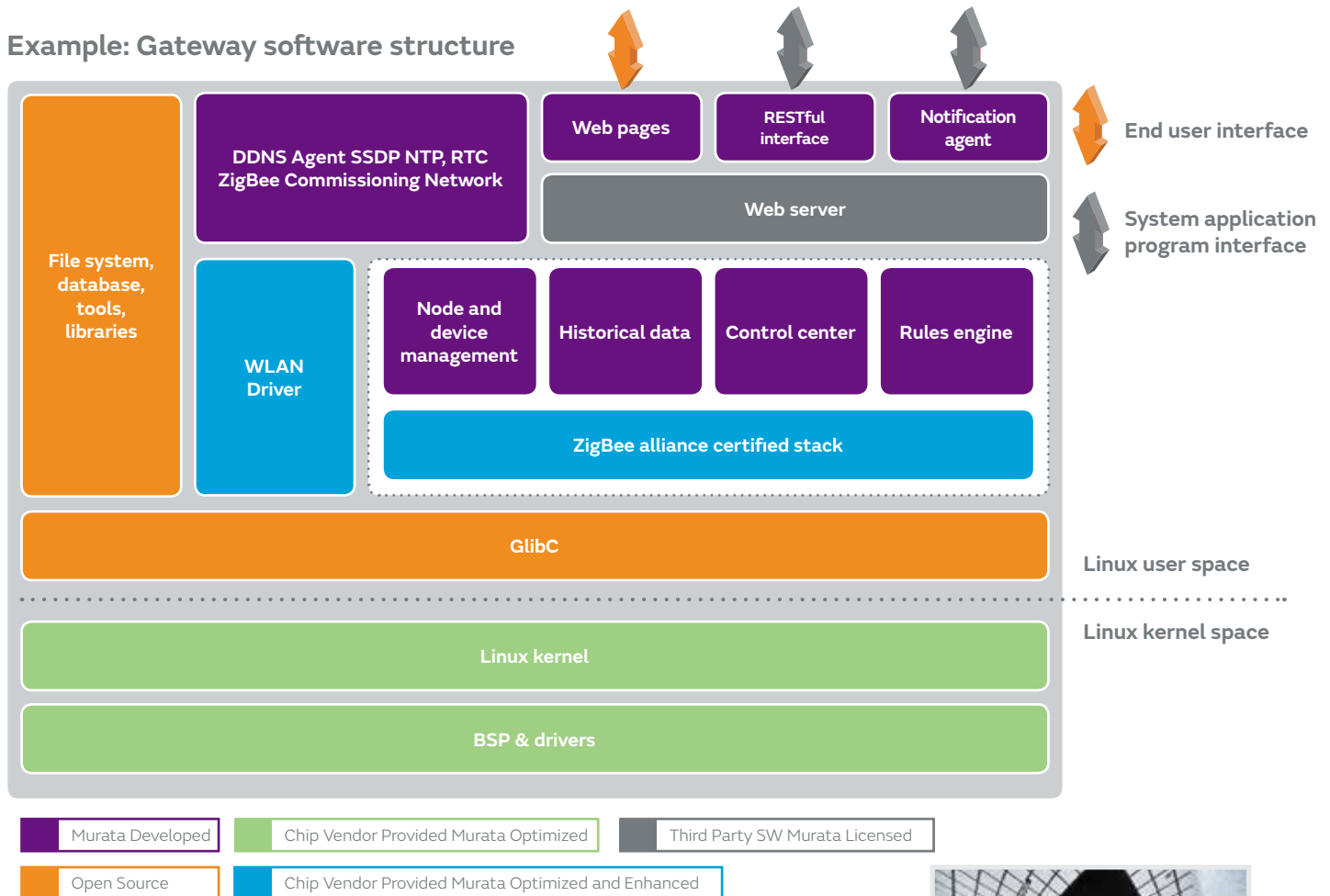


# Customizable software solutions

Software customized for secure control and conversion of data is required to suit various customers' needs in development of wireless communication equipment.

We provide a high quality software package that matches various capabilities in a small footprint, promising a reduced load on your development resources.


## Example: Gateway software structure



## EMC support with EMC lab

Because almost all devices related to the "internet of things" market have a communication function, it is necessary to comply with the technical standards stipulated by law in various countries such as CCC and CE and part of that standard includes EMC issues.

We have our own EMC lab stocked with state-of-the-art equipment. Our highly skilled engineers are working to develop unique products with less noise and also to support our customers in reducing noise in their own products.






## W-LAN smart module

As a market leader in W-LAN modules for embedded systems, providing high-quality and high-performance modules for high volume production all year round. Wireless

modules are easy to assemble, thus significantly reducing customer's design time. Meanwhile, a variety of low-power products for sensor networks are also provided.



### Type 1HD

#### Features

- Highly integrated
- FCC/IC/CE/TELEC compliant
- Stand-alone complete W-LAN 11b/g/n module
  - CPU, W-LAN function and stack (TCP/IP, Supplicant) are embedded.
- Serial interface
  - Easy to control with simple command

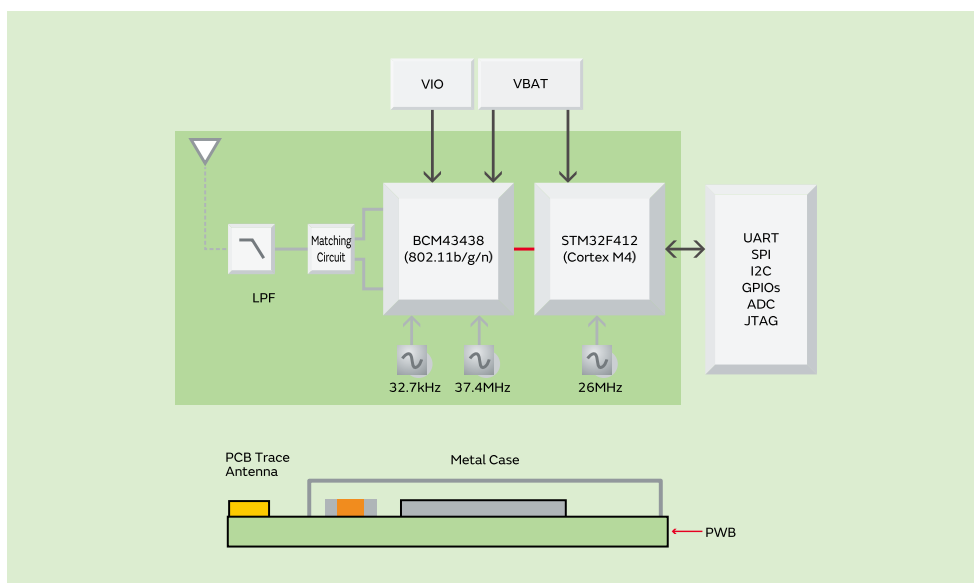
#### Applications

- Home and building automation
  - Lighting control
  - HVAC (Heating, Ventilation, Air-conditioning)
- EMS (Energy management system)
- Simple sensor network
- Home security
- Healthcare/fitness

#### Product Specifications

- WLAN chipset
  - Broadcom BCM43438, 802.11b/g/n
- MCU chipset: STM32F412
  - ARM Cortex-M4 processor
  - ROM: 1MB, RAM: 256kB
- Size: 21.0x17.5x2.3 (max.) (mm)
- Metal can shield FCC/CA/CE/TELEC certified
- Software
  - Web server
  - WiFi STA and So AP modes
  - Network stack
- WEP, WPA-PSK, WPA2-PSK
- Diverse peripheral interfaces:
  - UART/SPI/I2C/GPIOs/JTAG

#### Block diagram



## Bluetooth Smart Module



**B**luetooth low energy (BLE) is an ultra-low power communication technology that enables months to years of operation with a button battery. Widespread adoption is expected in various fields such as health management,

fitness and home networks. In addition, BLE has also been adopted as a communication method by the Continuar Health Alliance, a non-profit organization of leading healthcare and technology industry companies.

### Type ZY

#### Features

- All protocol stacks required for Bluetooth low-energy communication are built in, including various healthcare profiles. The module can also be easily controlled from the 8-bit or 16-bit CPUs often used in embedded devices.
- Simple commands can be transmitted to the module via a UART interface, enabling easy communication with smartphones and other devices that support Bluetooth SMART Ready.
- The module has already acquired various certifications (Radio Act and Bluetooth Qualification), helping to greatly reduce customers' development costs.

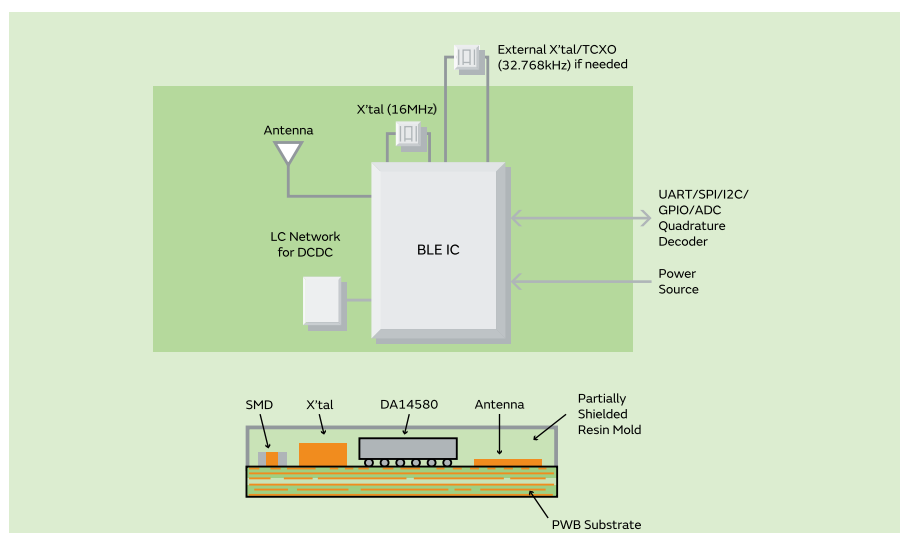
#### Product Specifications

- **Chipset:** Dialog DA14580
- **Size:** 7.4x7.0x1.0 (max.) (mm)
- **Output Power:** -1dBm typ.
- **Interface:** UART/SPI/I2C/GPIO/ADC/Quadrature Decoder
- **Operating Voltage:** 2.35 to 3.3
- **Operating Temperature:** -40 to +85 deg.C
- **Protocol Stack:** BB, LL, L2CAP, GAP, SMP, ATT, GATT, Sample Profile
- **Embedded X'tal, DC/DC Conv., Antenna**
- **FCC/IC/CE/TELEC compliant**
- **Bluetooth SIG Qualification**

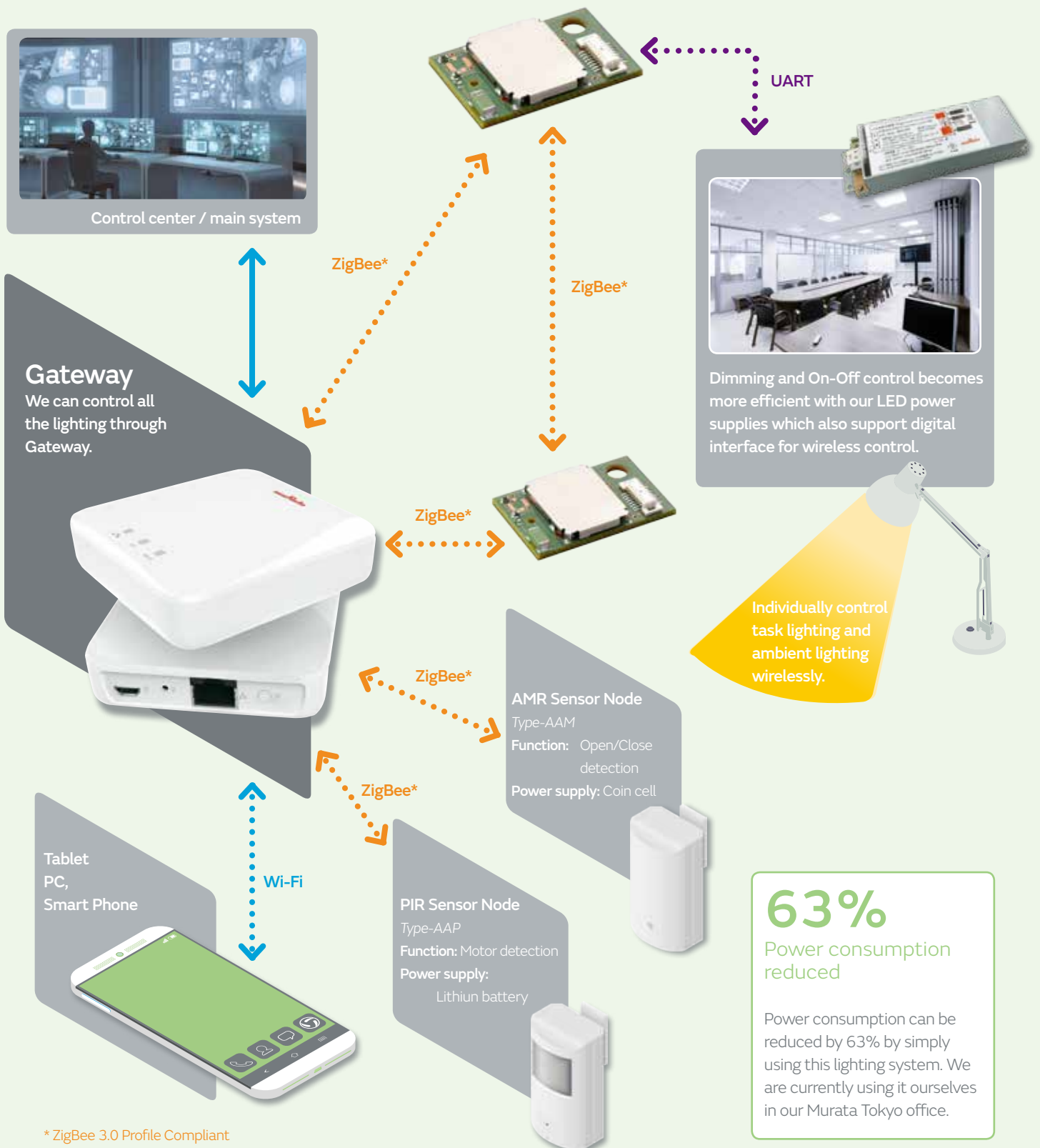
#### Applications

- **Healthcare products**
  - Pedometer, weight scale, blood pressure monitor, thermometer
- **Remote control**
- **Medical products**

#### Block diagram



## Smart LED lighting control system



\* ZigBee 3.0 Profile Compliant



# Switching power supply for LED lighting (LED Ballast) series



**W**ireless dimming and switching on and off of LED lighting devices requires the power supply circuit driving the LED devices to coordinate with the wireless

circuit. Murata has developed a power supply module that can be directly coupled with the wireless transmission module to help develop seamless lighting systems.

## Features

- Constant current LED drive
- Wide range AC input (100 to 242V)
- Varied ballast line-up
- Primary-Secondary isolation structure
- Meets safety standard PSE & EN61347
- PWM, DALI dimming interface (MPA1948 Series)
- Highly compatible with human/ temperature/illuminance/ etc. sensing with UART/ ZigBee interface point (MPA1948 Series)

Model	MPA1948A	MPA1960A	MPA1967A	MPA1968A
Features	Intelligent power supply suitable for ambient lighting system			
Operating temp. range	-10 to 50°C			
Storage temp. range	-20 to 55°C			
Rated input voltage	AC100/242V			
Rated input voltage range	AC90 to 267V			
Input frequency	50/60Hz			
Number of output channels	1			
Output voltage range	30 - 50V		10 - 25V	30 - 50V
Output current <sup>1</sup>	700mA	1,400mA	1,050mA	
Output power	up to 35W	up to 70W	up to 25W	up to 50W
Output current ripple	20% of maximum output current or less			
Control interface (dimming range)	PWM (5 to 100%), DALI (1 to 100%), UART (1 to 100%)			
Lifetime	50,000 hr or more	40,000 hr or more	50,000 hr or more	
Efficiency	83.8% typ.	86.2% typ.	82.0% typ.	86.1% typ.
Harmonic current	JIS C 61000-3-2 class C, EN 61000-3-2 class C			
EMI	VCCI, CISPR15, CISPR22 class B			
Safety standard <sup>2</sup>	PSE, EN61347			
Dimensions	224x70x35mm	234x85x35mm	224x70x35mm	234x85x35mm

# MAGICSTRAP® for sensor networks

## RFID technology

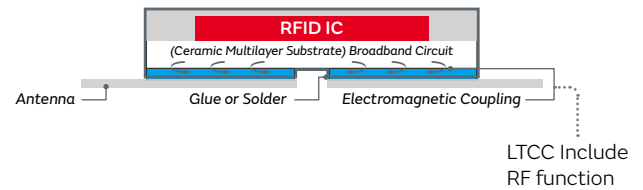
Our unique multi-layered circuit RF technology enabled "one of the world's smallest RFID tag". MAGICSTRAP® has a robust package with built-in IC compliant with industry standards.



### Features

- Small size
- Includes RF function into LTCC
- Both HF and UHF band

### Construction diagram



### MAGICSTRAP® for item level tagging

	LXMS21NCNH-147	LXMS33HCNG-134	LXMS33HCNK-171
<b>Appearance</b>			
<b>Standard</b>	ISO/IEC 18000-6 Type C,EPC/g C1G2	ISO15693	ISO14443 Type A NFC forum Type 2
<b>Frequency band</b>	UHF	HF	HF (13.56MHz)
<b>Size</b>	2.0 x 1.2mm	3.2x3.2mm	3.2x3.2mm
<b>Thickness</b>	0.6mm max.	0.7mm max.	0.75mm max.
<b>Read range</b>	10mm max.	50mm max.	15mm
<b>IC</b>	NXP G2iM	NXP SLIX	NXP NTAG210

Contents subject to change without notice

### Applications

**Tool management**


**Anti-counterfeit / Authentication**

**Auto counting**

**Verification**



# MAGICSTRAP® for sensor networks

## MAGICSTRAP® for life-cycle management

	LXMS21ACMF-183	LXMS21ACNP-184
Appearance		
Standard	EPC global Gen2 ISO/IEC18000-63	
Frequency band	UHF	
Size	2.0x1.2mm	
Thickness	0.5mm	
Read range	9m max. with external antenna	7m max. with external antenna
IC	impinj monza®	INXP UCODE 7xm

Contents subject to change without notice

### Conventional PCB



### Smart PCB with RFID Function

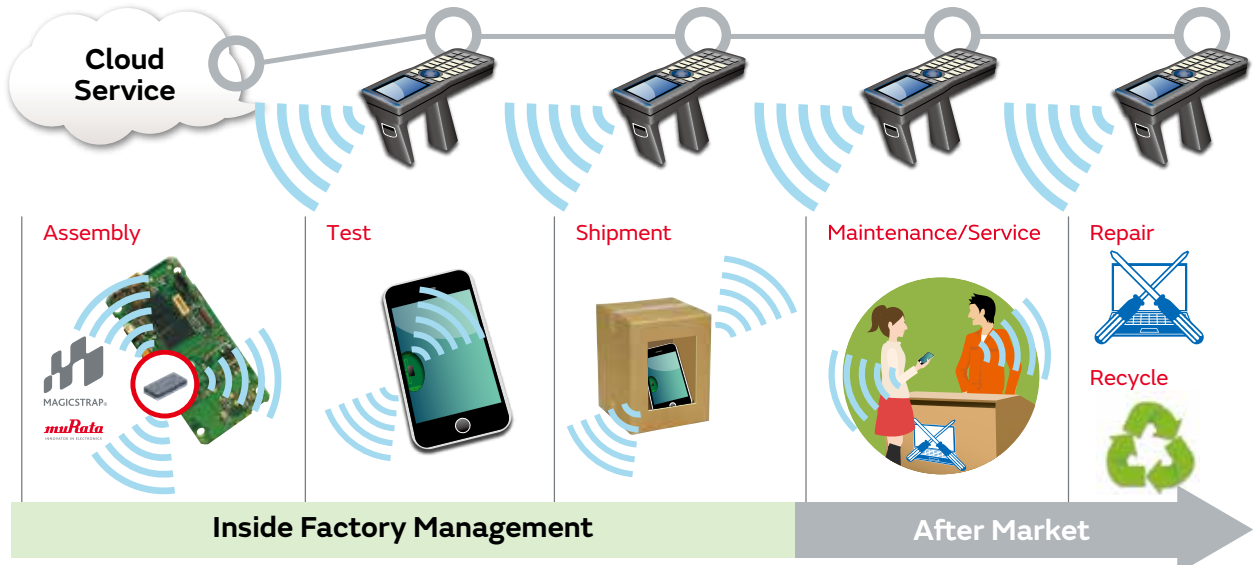
Traceability  
"from cradle to grave"

Inventory Control

Anti-counterfeit

- Standard SMT component
- Compliant with EPC/g C1G2
- Read and write capability  
(ex. write inline test result into user memory)

### RFID-Reader/Writer



Contents subject to change without notice.

# Wireless services

Our Wireless Services capabilities include module design, low power and battery operated sensor nodes, gateways/border routers, so ware development for both embedded and application so ware, and more. We go beyond thinking about just the modules, to identify the optimal approach and platform for the complete end-to-end solution.



Wireless and IoT systems, software, sub-assemblies, and turnkey products



- Device Comm/Wi-Fi, BLE, FHSS, 802.15.4, USB
- Network synchronization, routing, and control
- Topology/point-to-multipoint, mesh
- Native and web application
- Test framework dev and automation
- Secure and encrypted wireless network access




- Conceptual design
- CAD
- Regulatory compliance (CE, UL, FCC, IC, ETSI)
- Integrated antenna design and characterization
- Enclosure and cable design validation (CAE, IP)
- Environmental & reliability test and certification



- Interface with application SW
- BSP and device driver dev
- RTOS (Linux, Android, Windows)
- Wired and wireless comms
- Signal processing and algorithms
- Most IC microprocessor (MCU) suppliers



- Logging and reporting
- Test automation, verification, and validation
- Device connectivity (HTTP, Modbus TCP, SNMP, MQTT, etc.)
- User interface design and development
- Standalone and web services for cloud integration
- System design for platforms (AWS IoT, ThingWorx, M2X)



- Electrical design/sensors, RF, MCU, battery
- Platform and board bring up
- Integration, simulation, and verification
- Board layout and schematics
- Sensors/signal conditioning
- Carrier board and module design



# Product lineup

## Capacitors

The most comprehensive product lineup in the industry, providing ideal solutions, responding to all possible requirements.

Using our unique material technology, we offer a variety of capacitors covering a wide range of voltages. Murata also offers technical support that

includes design kits and a comprehensive set of software tools to simulate virtually any circuit condition, satisfying the demands of numerous applications.



Capacitor page

<http://www.murata.com/products/capacitor>



## Noise suppression products/ EMI suppression filters

Broad lineup of noise suppression products and EMI suppression filters

Using our ceramic processing technology and unique material,

we offer a variety of Noise Suppression products and EMI Suppression Filters.



EMI Filters page

<http://www.murata.com/products/emc>



## Inductors (coils)

Broad lineup of chip inductors and power inductors

Our chip inductors are optimally designed, making full use of multiple construction techniques, such as the multilayer construction technique, film construction technique, and the wire

wound construction technique according to the application, and realized small size and high-performance inductors. We offer an extensive lineup of inductors for power supplies to high frequency.



Inductor page

<http://www.murata.com/products/inductor>




## Timing devices

A stable timing source for microprocessors in various electronic devices

Our ceramic processing technology and unique piezoelectric material has led to the development of a range

of small and thin ceramic timing devices that offer high oscillation frequency and remarkable oscillation tolerance.



Timing device page

<http://www.murata.com/products/timingdevice>



# Design support tool "SimSurfing"

This is the latest tool to get the electrical characteristics for Capacitors, Inductors, and EMI Suppression Filters, and to simulate Thermistors' behavior!



## Usage example of "Monolithic Ceramic Capacitors"

### 1 Select the products

- (1) By performance/type
- (2) By part number

### 2 Show graph

Click each button on each tab of [Basic], [S-parameter] and [Detailed].

### 3 Data download

- Click each purple button in this area
- Click "CSV output" button.

### Characteristics viewer

You can easily search and download the following data for Monolithic Ceramic Capacitors, Polymer Capacitors, EMI Suppression Filters (Three-terminal Capacitors, Ferrite Beads) and Power/RF Inductors.

### Components performance simulator

You can search by the simulation on simple circuits for Thermistors.

### Selection tool

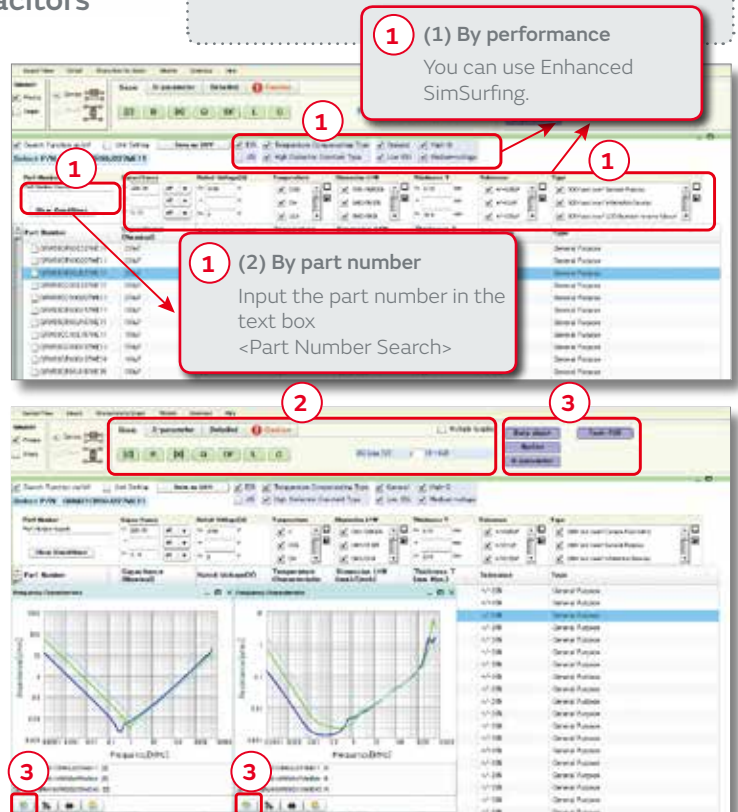
You can select Medium voltage Capacitors and Power Inductors according to conditions of use.

\*Medium voltage: Rated Voltage 250V and over

### Search tool

You can search the Murata timing device (CERALOCK® and crystal units) that is most suitable for your IC and access information about the recommended circuit constant setting.

If you register as 'myMurata' user (<https://my.murata.com/en/web/mymurata/>), You can use Enhanced SimSurfing.



# my Murata

Find what you need, when you need it

The new 'my Murata' portal is designed to respond to your individual needs. This space acts as a conference room in which you and Murata can meet.

Focused on products and solutions, this service provides you with the information you need - quickly. Our aim is to make you will feel like you have a Murata salesman or engineer at your side.

New Murata web service registration only portal site

**Get your login credentials at:**  
<https://my.murata.com/en/>



### Get the latest product information

You can find out about the latest ceramic capacitor product lines, updated regularly as well as some unreleased product information, exclusively available on 'my Murata'. Plus much more...



### 'my Murata' knowledge exchange

To get feedback from the engineering community post your questions onto the 'Forum' which is provided to allow customers with similar experiences to exchange ideas and knowledge through discussions with Murata engineers. Find product specifications, mounting know-how, noise suppressions solutions, plus much more...



### Enhanced design tool

Simulate the characteristics of Murata products using the enhanced version of our 'SimSurfing' software available on the 'my Murata' portal.







# Global locations

For details please visit [www.murata.com](http://www.murata.com)



## Note

### 1 Export Control

*For customers outside Japan:*

No Murata products should be used or sold, through any channels, for use in the design, development, production, utilization, maintenance or operation of, or otherwise contribution to (1) any weapons (Weapons of Mass Destruction [nuclear, chemical or biological weapons or missiles] or conventional weapons) or (2) goods or systems specially designed or intended for military end-use or utilization by military end-users.

*For customers in Japan:*

For products which are controlled items subject to the "Foreign Exchange and Foreign Trade Law" of Japan, the export license specified by the law is required for export.

2 Please contact our sales representatives or product engineers before using the products in this catalog for the applications listed below, which require especially high reliability for the prevention of defects which might directly damage a third party's life, body or property, or when one of our products is intended for use in applications other than those specified in this catalog.

- ① Aircraft equipment
- ② Undersea equipment
- ③ Medical equipment
- ④ Traffic signal equipment
- ⑤ Data-processing equipment
- ⑥ Aerospace equipment
- ⑦ Power plant equipment
- ⑧ Transportation equipment (vehicles, trains, ships, etc.)
- ⑨ Disaster prevention / crime prevention equipment
- ⑩ Application of similar complexity and/or reliability requirements to the applications listed above

3 Product specifications in this catalog are as of June 2017. They are subject to change or our products in it may be discontinued without advance notice. Please check with our sales representatives or product engineers before ordering. If there are any questions, please contact our sales representatives or product engineers.

4 Please read rating and CAUTION (for storage, operating, rating, soldering, mounting and handling) in this catalog to prevent smoking and/or burning, etc.

5 This catalog has only typical specifications. Therefore, please approve our product specifications or transact the approval sheet for product specifications before ordering.

6 Please note that unless otherwise specified, we shall assume no responsibility whatsoever for any conflict or dispute that may occur in connection with the effect of our and/or a third party's intellectual property rights and other related rights in consideration of your use of our products and/or information described or contained in our catalogs. In this connection, no representation shall be made to the effect that any third parties are authorized to use the rights mentioned above under licenses without our consent.

7 No ozone depleting substances (ODS) under the Montreal Protocol are used in our manufacturing process.