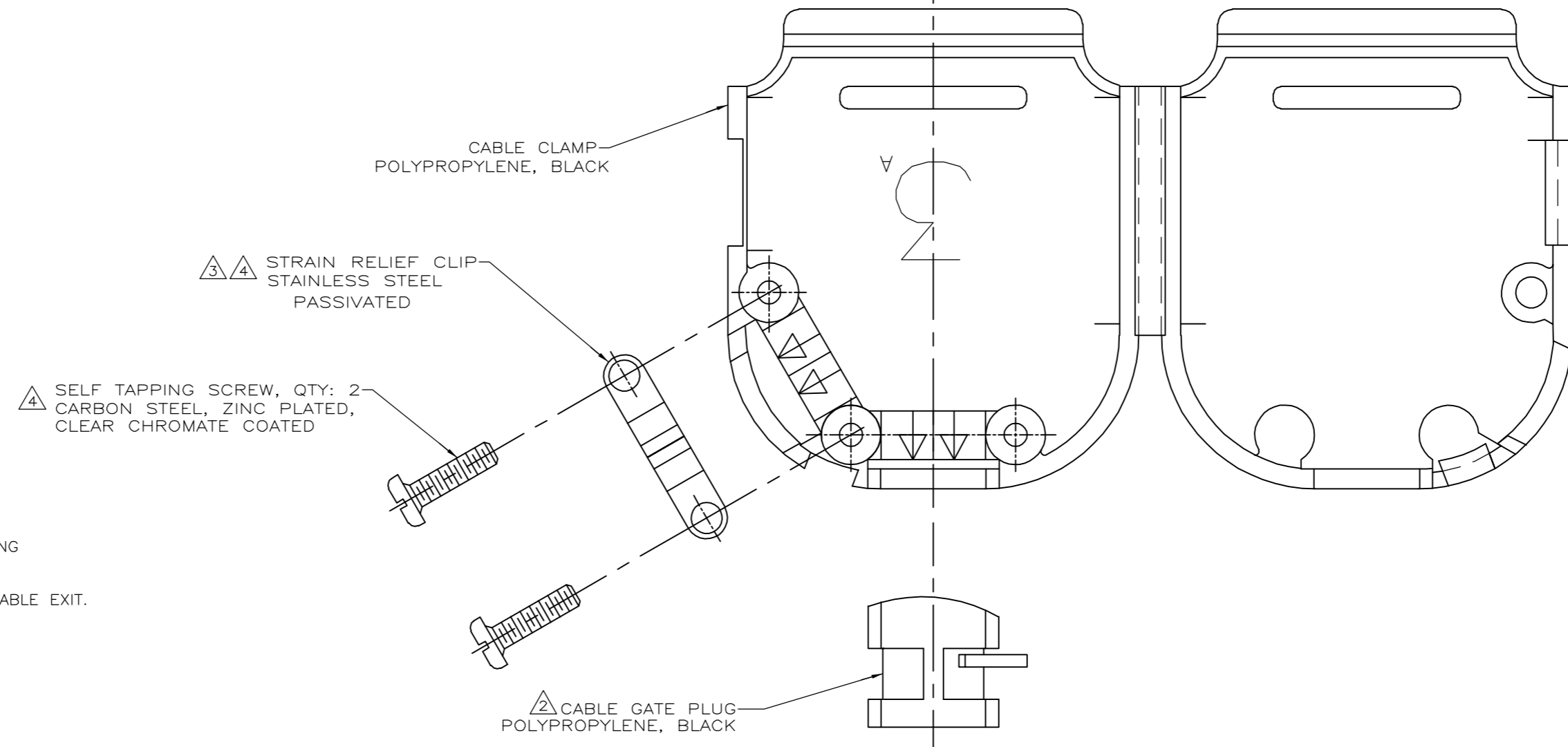
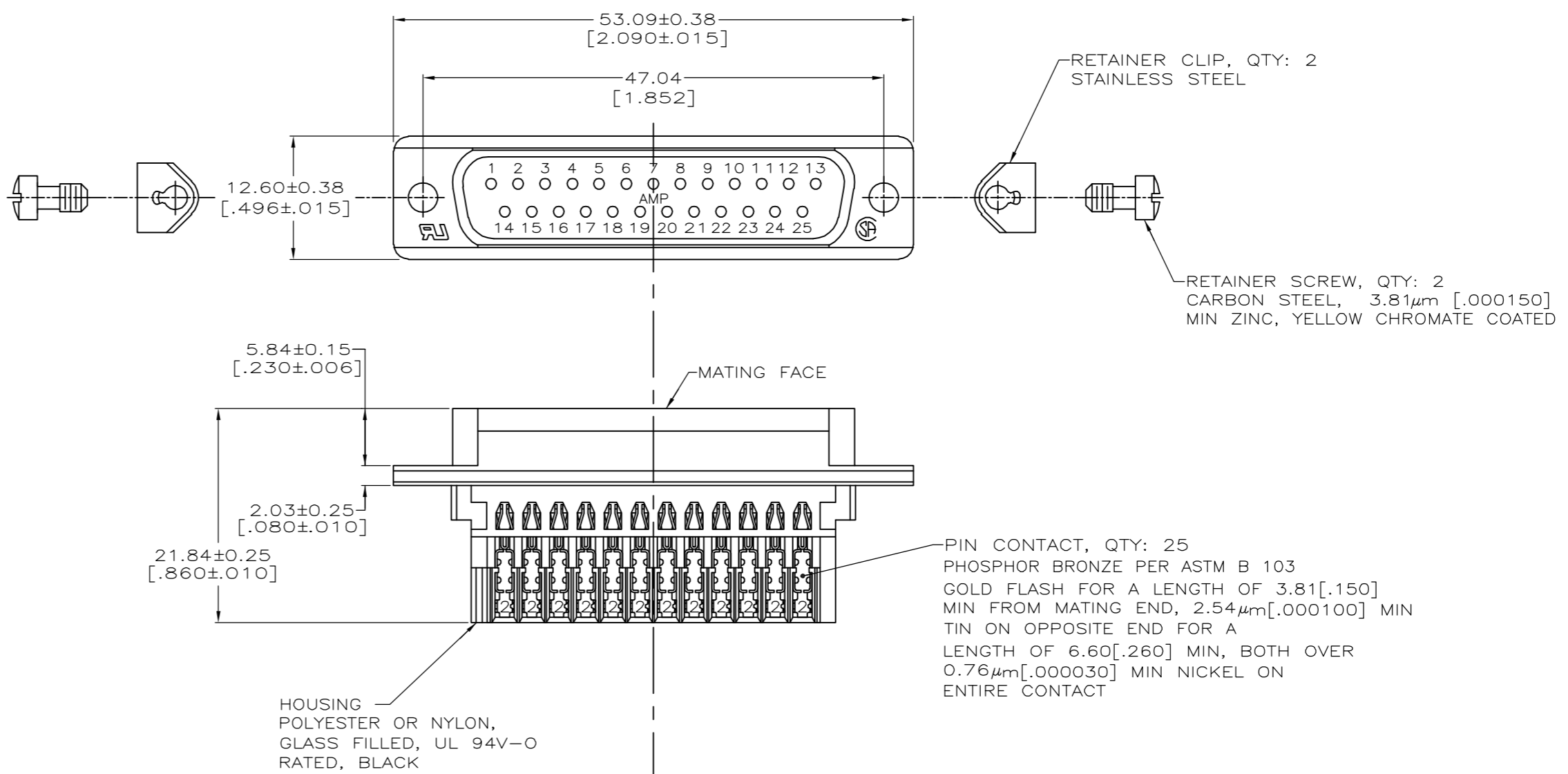
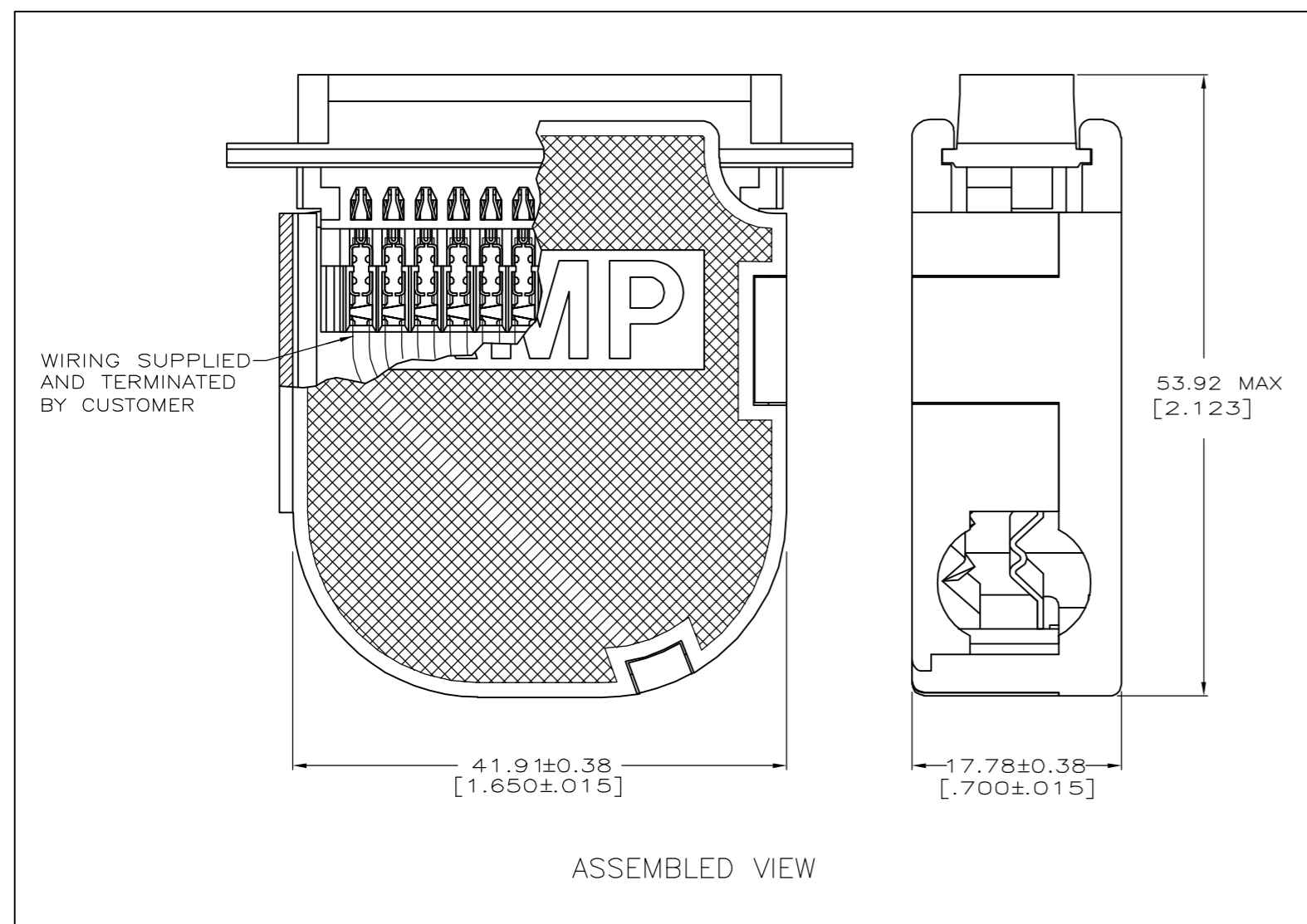


THIS DRAWING IS UNPUBLISHED. RELEASED FOR PUBLICATION
 © COPYRIGHT BY TYCO ELECTRONICS CORPORATION. ALL RIGHTS RESERVED.

LOC		DIST		REVISIONS			
P	LTR	DESCRIPTION	DATE	DWN	APVD		
GP	00						
A		REVISED PER EC OS13-0269-05	21MAR06	JG	CR		



- 1. CONTACTS ACCEPT 22-26 AWG RANGE.
- ⚠ CABLE GATE PLUG TO BE PLACED IN CABLE EXIT NOT BEING USED.
- ⚠ STRAIN RELIEF CLIP CAN BE REVERSED FOR PROPER INSTALLATION, DEPENDING ON SIZE OF CABLE DIAMETER.
- ⚠ STRAIN RELIEF CLIP AND SELF TAPPING SCREWS MAY BE USED AT EITHER CABLE EXIT.
- 5. CABLE DIAMETER RANGE = 4.58-11.68 [.180-.460].

749809-9
PART NUMBER

THIS DRAWING IS A CONTROLLED DOCUMENT.		DWN	12-22-04	tyco Electronics	Tyco Electronics Corporation	
DIMENSIONS: mm [INCHES]		L. VARELA	DOCK5		Harrisburg, Pa 17105-3608	
TOLERANCES UNLESS OTHERWISE SPECIFIED:		CHK	12-22-04	NAME		
0 PLC	± -	J. GERACE		PLUG KIT, UNASSEMBLED,		
1 PLC	± -	APVD	12-22-04	SIZE 3, 25 POSITION,		
2 PLC	± 0.13 [.005]	M. WALMSLEY		AMPLIMITE HDE-20		
3 PLC	± -	PRODUCT SPEC		SIZE	CAGE CODE	DRAWING NO
4 PLC	± -	APPLICATION SPEC		A2	00779	C=749809-9
ANGLES	± -	WEIGHT		RESTRICTED TO		
FINISH	SEE CALLOUTS	CUSTOMER DRAWING		-		
MATERIAL		SCALE		SHEET		REV
SEE CALLOUTS		3:1		1 OF 1		A

749809-9