

Surface Mount Fuse with Holder, 12 x 5.2 mm, Time-Lag T, 125 VAC, 125 VDC



UL 248-14 · 125 VAC · 125 VDC · Time-Lag T

See below:


[Approvals and Compliances](#)**Description**

- Directly solderable on printed circuit boards
- OMZ 125 = OMT 125 + OMH 125

References[Packaging Details](#)**Weblinks**

[pdf datasheet](#), [html-datasheet](#), [General Product Information](#), [Packaging details](#), [Distributor-Stock-Check](#), [Detailed request for product](#)

Technical Data

Rated Voltage	125 VAC, 125 VDC
Rated current	0.25 - 5 A
Breaking Capacity	100 A
Characteristic	Time-Lag T
Mounting	PCB,SMT
Admissible Ambient Air Temp.	-40 °C to 85 °C
Climatic Category	40/085/21 acc. to IEC 60068-1
Material: Housing	Thermoplastic, UL 94V-0
Material: Terminals	Tin-Plated Copper
Unit Weight	0.47 g
Storage Conditions	0 °C to 60 °C, max. 70% r.h.
Product Marking	 Type, Rated current, Approvals



Soldering Methods	Reflow Soldering Profile
Solderability	245 °C / 3 sec acc. to IEC 60068-2-58, Test Td
Resistance to Soldering Heat	260 °C / 10 sec acc. to IEC 60068-2-58, Test Td

Approvals and Compliances

Detailed information on product approvals, code requirements, usage instructions and detailed test conditions can be looked up in [Details about Approvals](#)

Product standards

Product standards that are referenced

Organization	Design	Standard	Description
	Designed according to	UL 248-14	Low voltage fuses - Part 14: Additional fuses
	Designed according to	CSA22.2 No. 248.14	Low-Voltage Fuses - Part 14: Supplemental Fuses





Application standards

Application standards where the product can be used

Organization	Design	Standard	Description
	Designed for applications acc.	IEC/UL 60950	IEC 60950-1 includes the basic requirements for the safety of information technology equipment.

Compliances

The product complies with following Guide Lines

Identification	Details	Initiator	Description
	CE declaration of conformity	SCHURTER AG	The CE marking declares that the product complies with the applicable requirements laid down in the harmonisation of Community legislation on its affixing in accordance with EU Regulation 765/2008.
	RoHS	SCHURTER AG	EU Directive RoHS 2011/65/EU
	China RoHS	SCHURTER AG	The law SJ / T 11363-2006 (China RoHS) has been in force since 1 March 2007. It is similar to the EU directive RoHS.
	REACH	SCHURTER AG	On 1 June 2007, Regulation (EC) No 1907/2006 on the Registration, Evaluation, Authorization and Restriction of Chemicals 1 (abbreviated as "REACH") entered into force.

Dimension [mm]

12 mm

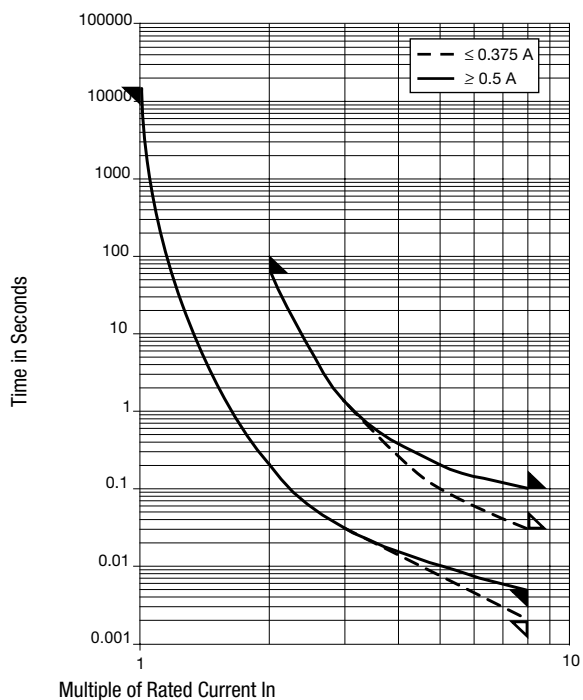


Soldering pads

Pre-Arcing Time

Rated Current In	1.0 x In min.	2.0 x In max.	8.0 x In min.	8.0 x In max.
0.25 A - 0.375 A	4 h	60 s	2 ms	10 ms
0.5 A - 6.3 A	4 h	60 s	5 ms	100 ms

Time-Current-Curves



All Variants

Fuse	Holder	Rated Current [A]	Rated Voltage [VAC]	Rated Voltage [VDC]	Breaking Capacity	Voltage Drop 1.0 I _n typ. [mV]	Power Dissipation 1.0 I _n typ. [mW]	Melting I ² t 8.0 In typ. [A ² s]	Order Number
●	●	0.25	125	125	1)	142	35.5	0.02	3404.2320.11
●	●	0.25	125	125	1)	142	35.5	0.02	3404.2320.22
●	●	0.25	125	125	1)	142	35.5	0.02	3404.2320.23
●	●	0.375	125	125	1)	123	46.1	0.054	3404.2321.11
●	●	0.375	125	125	1)	123	46.1	0.054	3404.2321.22
●	●	0.375	125	125	1)	123	46.1	0.054	3404.2321.23
●	●	0.5	125	125	1)	95	47.5	0.16	3404.2322.11
●	●	0.5	125	125	1)	95	47.5	0.16	3404.2322.22
●	●	0.5	125	125	1)	95	47.5	0.16	3404.2322.23
●	●	0.75	125	125	1)	92	69	0.43	3404.2323.11
●	●	0.75	125	125	1)	92	69	0.43	3404.2323.22
●	●	0.75	125	125	1)	92	69	0.43	3404.2323.23
●	●	1	125	125	1)	88	88	0.77	3404.2324.11
●	●	1	125	125	1)	88	88	0.77	3404.2324.22
●	●	1	125	125	1)	88	88	0.77	3404.2324.23
●	●	1.5	125	125	1)	82	123	1.73	3404.2325.11
●	●	1.5	125	125	1)	82	123	1.73	3404.2325.22
●	●	1.5	125	125	1)	82	123	1.73	3404.2325.23
●	●	2	125	125	1)	75	150	3.58	3404.2326.11
●	●	2	125	125	1)	75	150	3.58	3404.2326.22
●	●	2	125	125	1)	75	150	3.58	3404.2326.23
●	●	2.5	125	125	1)	137	343	5.6	3404.2327.11
●	●	2.5	125	125	1)	137	343	5.6	3404.2327.22
●	●	2.5	125	125	1)	137	343	5.6	3404.2327.23
●	●	3	125	125	1)	128	384	8.06	3404.2328.11
●	●	3	125	125	1)	128	384	8.06	3404.2328.22
●	●	3	125	125	1)	128	384	8.06	3404.2328.23
●	●	3.5	125	125	1)	119	417	11.76	3404.2329.11
●	●	3.5	125	125	1)	119	417	11.76	3404.2329.22
●	●	3.5	125	125	1)	119	417	11.76	3404.2329.23
●	●	4	125	125	1)	77	308	12.3	3404.2330.11
●	●	4	125	125	1)	77	308	12.3	3404.2330.22
●	●	4	125	125	1)	77	308	12.3	3404.2330.23
●	●	5	125	125	1)	79	395	20.8	3404.2331.11
●	●	5	125	125	1)	79	395	20.8	3404.2331.22
●	●	5	125	125	1)	79	395	20.8	3404.2331.23

Availability for all products can be searched real-time: <https://www.schurter.com/en/Stock-Check/Stock-Check-SCHURTER>

1) 100 A @ 125 VAC , p.f. ≥ 0.95 / 100 A @ 125 VDC

Packaging Unit

- .xx = .11 Plastic Bag (100 pcs.)
- .xx = .22 Blister Tape 33 cm Reel (750 pcs.)
- .xx = .23 Blister Tape 38 cm Reel (1500 pcs.)