

LM WRAS Approved Series



This is suitable for use in water, industrial wastewater and sewage, that can have wide variations of temperature. This small design of switch is for use in more confined spaces, where there is not enough room for the larger FFSMC type.

The rounded body design and floating attitude prevents accumulation of solids on the body. The switch has additional internal ballast, to bring the centre of gravity and rotation close to the cable entry point.

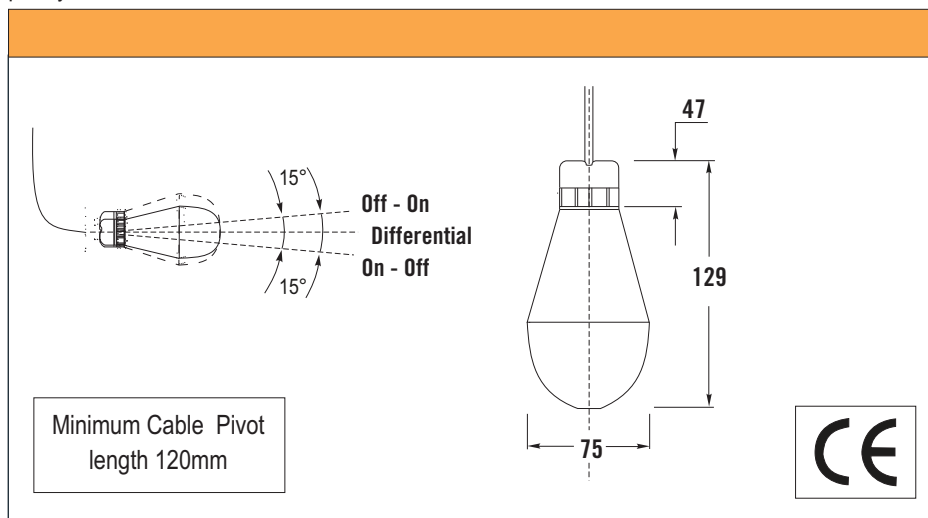
The switching element is a self cleaning type, that makes the complete switch insensitive to humidity and condensation, allowing this type to operate in widely fluctuating temperatures. The switch contacts are rated at 10 Amp resistive.

Supplied, as standard, with 5 metres cable and adjustable counterweight.



Technical Specifications	LM10AW	LM10BW	LM10CW
Contact Form	N/O	N/C	C/O
Material	High Density Polyethylene		
Temp Range °C	0 / +55 (WRAS approved up to +23°C)		
°F	+ 32 / +131		
Cable (standard length 5m)	With protective earth		no earth
Standard cable covering	WRC Approved		
Max. working pressure	10 bar		
Electrical Specifications			
Power Rating Max	AC : 750 VA DC : 180W		
Switching Voltage Max	AC : 250 V DC : 110 V		
Switching Current Max. Resistive	10 A		
Switching Current Max. Inductive	AC : 4A DC : 1 A		

It is necessary to use an auxiliary relay, when switching pump motors or any loads that are not purely resistive.



- For smaller tanks and restricted space
- Use in sewer and industrial waste water
- Shape avoids “ragging”, in sewer systems
- Unaffected by suspended solids
- Operates in Turbulent Fluids

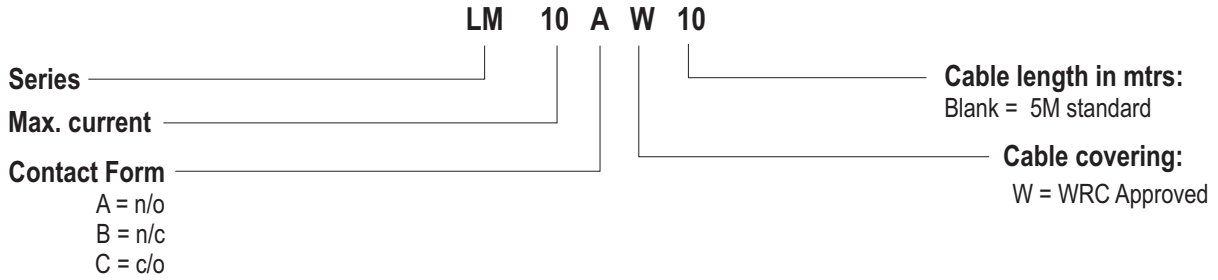
Cynergy3 Components Ltd
7 Cobham Road
Ferndown Industrial Estate
Wimborne
Dorset BH21 7PE
Tel: +44 (0) 1202 897969

sales@cynergy3.com

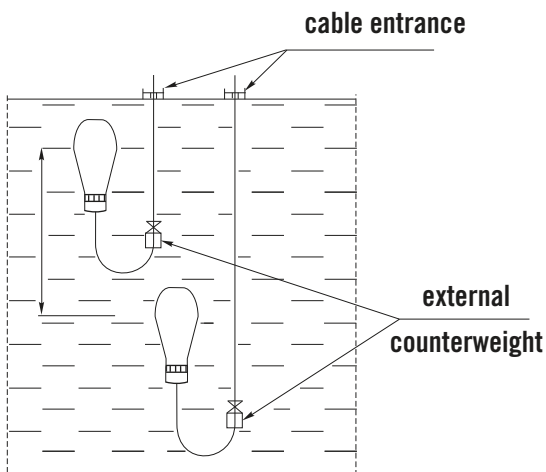
LM WRAS Approved Series



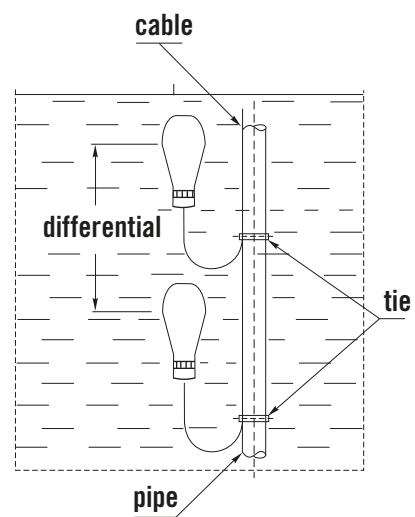
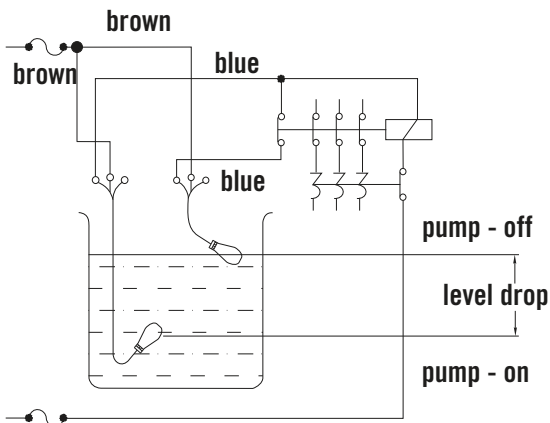
Part Numbering System



Installation



**wiring diagram
for filling pump**



**wiring diagram
for emptying pump**

