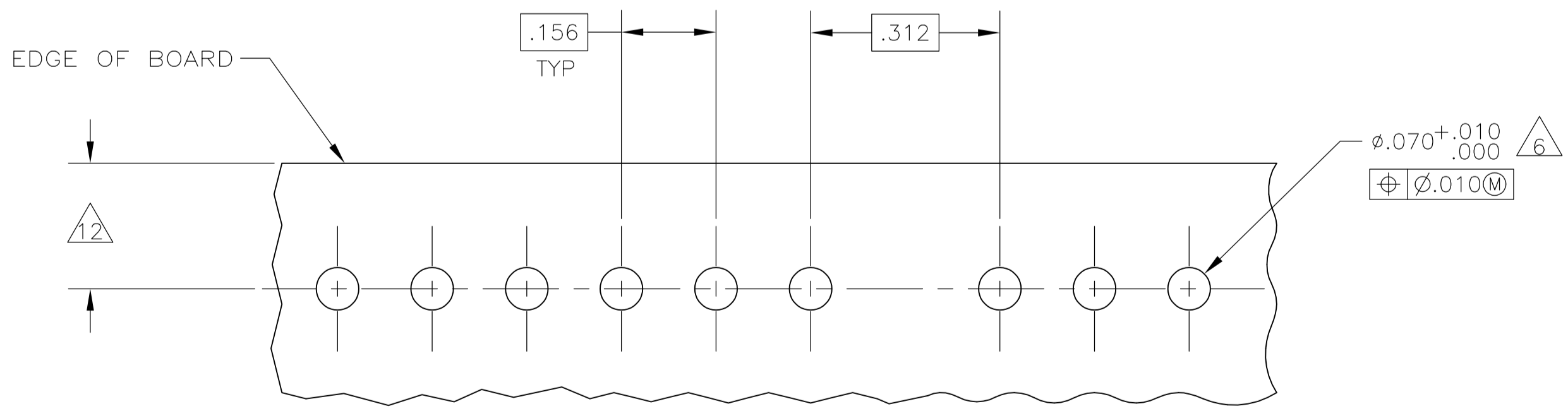
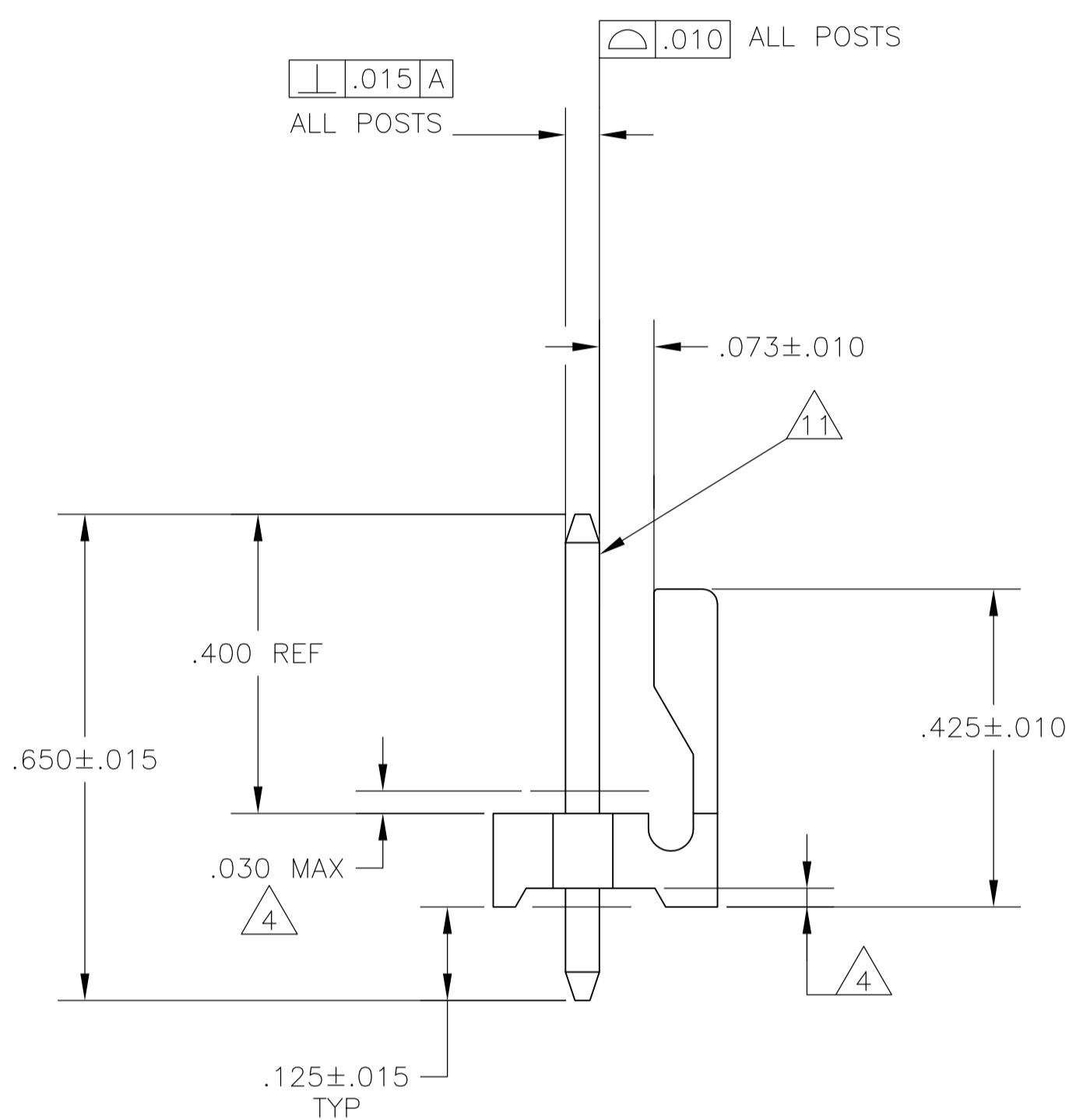
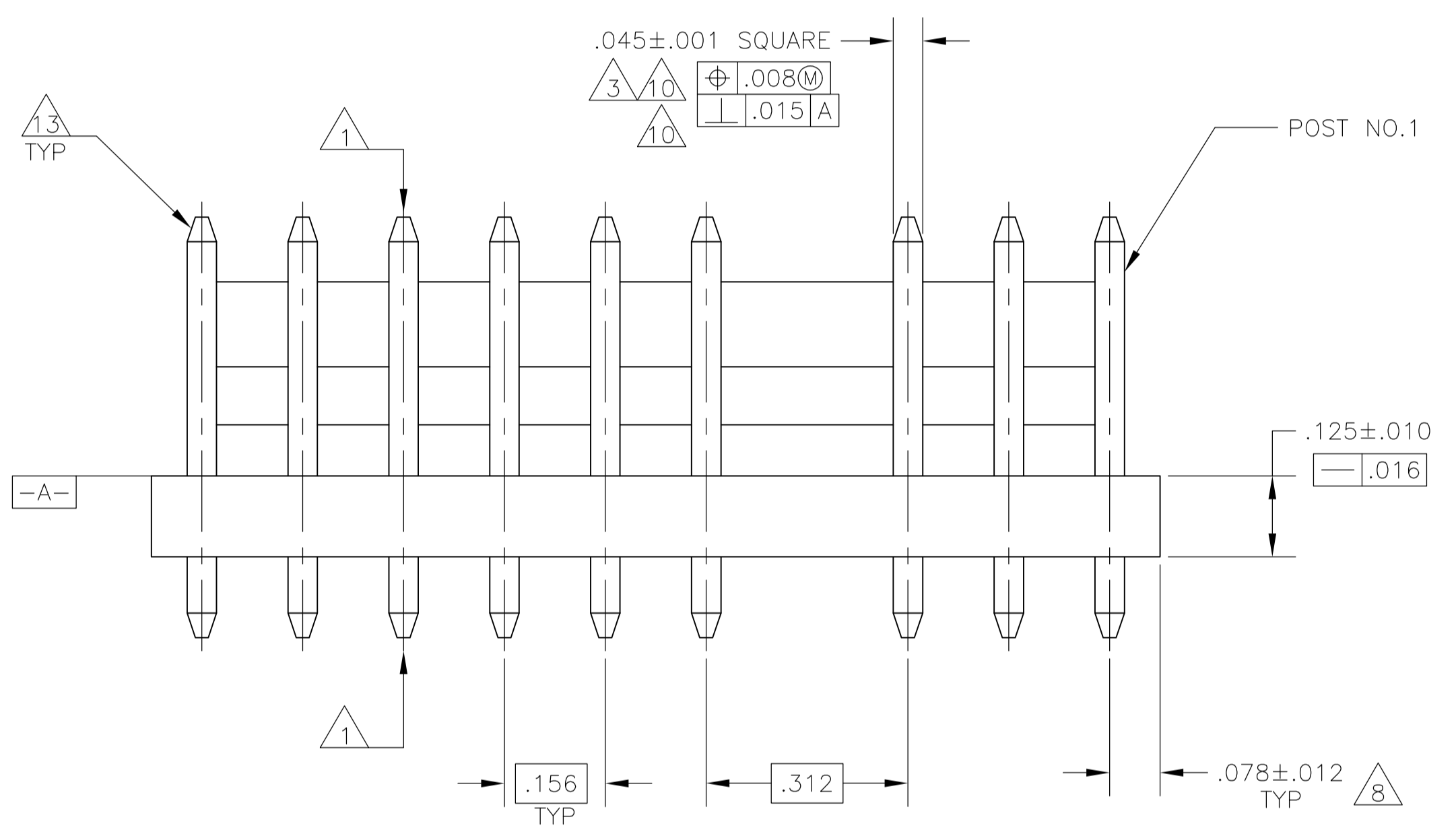
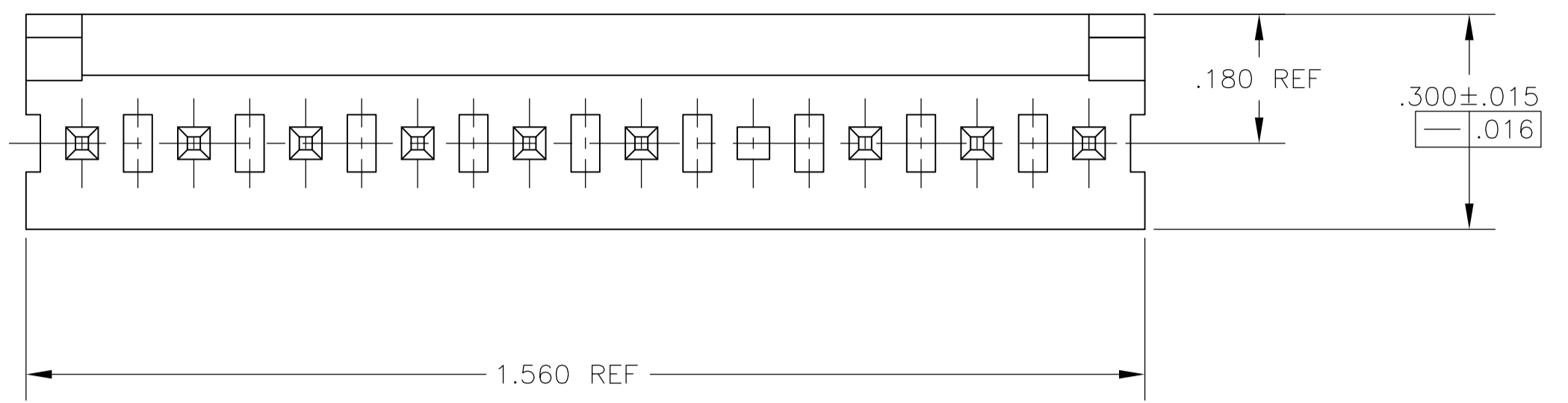


LOC		DIST		REVISIONS			
P	LTR	DATE	DMN	APVD			
T	REVISED PER ECO-12-016930	05OCT12	KH	SM			



RECOMMENDED MOUNTING HOLE PATTERN FOR .063 THICK P.C. BOARD

- 1 POST TO WITHSTAND 13 NEWTONS (3LBS.) MIN. AXIAL FORCE IN BOTH DIRECTIONS SHOWN WITHOUT DISLODGING.
- 2 TOLERANCES APPLY TO SOLDER SIDE OF BOARD.
- 3 MEASURED AT SURFACE -A-
- 4 PLASTIC FLASH PERMITTED IN THIS AREA.
- 5 PARTS COMPLY WITH AMP SOLDERABILITY SPEC. NO. 109-11-2.
- 6 ONE HOLE MAY BE UNDERSIZED (.065 - .060 DIA.) FOR ASSEMBLY RETENTION DURING WAVE SOLDERING.
- 7 MATERIAL: HEADER-THERMOPLASTIC POLYESTER GLASS-FILLED 94V-0(NATURAL) POST-COPPER ALLOY (TIN PLATED)
- 8 COORDINATE DIMENSION APPLIES FROM CENTER OF ACTUAL FEATURE.
- 9 PLASTIC BURRS CAUSED BY CUT-OFF TOOLING ARE PERMITTED WITHIN THE MAXIMUM TOLERANCE ENVELOPE.
- 10 POST TO BE MEASURED WHEN STRIP IS HELD FLAT.
- 11 POST MUST WITHSTAND TWO 90° BENDS AGAINST EXTRUSION WITHOUT BREAKING.
- 12 DIMENSION SHOULD BE .175 MIN WHEN MATING WITH A MTA 156 CONNECTOR ASSEMBLY OR A SL-156 CONNECTOR ASSEMBLY.
- 13 PIN BURR OF .005 MAX. VERTICAL AND .003 MAX. HORIZONTAL PERMITTED AT POST TIPS ON BOTH ENDS.

IN	MM	IN	MM
.070	1.78		
.065	1.65		
.063	1.60	1.560	39.62
.060	1.52	.700	17.78
.045	1.14	.450	11.43
.030	0.76	.425	10.80
.016	0.41	.312	7.92
.015	0.38	.300	7.62
.012	0.30	.180	4.57
.010	0.25	.175	4.45
.008	0.20	.156	3.96
.005	0.13	.125	3.18
.003	0.08	.078	1.98
.001	0.03	.073	1.85
IN	MM	IN	MM

OBSOLETE	3,5,6,8	643701-9
	7	643701-8
OBSOLETE	2	643701-6
OBSOLETE	3	643701-4
	2, 4	643701-3
	4	643701-1
	POST NUMBER OMITTED	PART NUMBER

643701-1 SHOWN

THIS DRAWING IS A CONTROLLED DOCUMENT.

DIMENSIONS: INCHES	TOLERANCES UNLESS OTHERWISE SPECIFIED:	DIN N. GANNON 09OCT92	APVD R. SWING 09OCT92	NAME
	0. PLC ± -	CHK R. SWING 09OCT92	APVD R. SPEER 12OCT92	MTA-156 HEADER ASSEMBLY, FRICTION LOCK, STRAIGHT .045 SQUARE POST, TIN PLATED, 10 POSITION, OMITTED POST
	1. PLC ± -			SIZE: A1
	2. PLC ± -			SCALE: 5:1
	3. PLC ± .005			SHEET 1 OF 1
	4. PLC ANGLES ± -			REV T
MATERIAL	FINISH	WEIGHT	APPROVED	CUSTOMER DRAWING