

Feed-through header - MSTBA 2,5 HC/ 7-G-5,08 - 1923911

Please be informed that the data shown in this PDF Document is generated from our Online Catalog. Please find the complete data in the user's documentation. Our General Terms of Use for Downloads are valid (<http://phoenixcontact.com/download>)

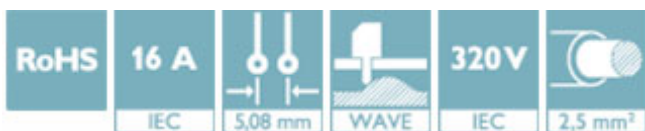
PCB headers, nominal current: 16 A, rated voltage (III/2): 320 V, number of positions: 7, pitch: 5.08 mm, color: green, contact surface: Tin, mounting: Wave soldering




The figure shows a 10-position version of the product

Why buy this product

- Well-known mounting principle allows worldwide use



Key Commercial Data

Packing unit	50 STK
GTIN	 4 017918 599881
GTIN	4017918599881

Technical data

Dimensions

Length [l]	12 mm
Width	37.56 mm
Pitch	5.08 mm
Dimension a	30.48 mm
Width [w]	37.56 mm
Height [h]	12.1 mm
Constructional height	8.6 mm
Length of the solder pin	3.5 mm
Pin dimensions	1 x 1 mm
Pin spacing	5.00 mm
Length	12 mm

General

Range of articles	MSTBA 2,5 HC/...-G
-------------------	--------------------

Feed-through header - MSTBA 2,5 HC/ 7-G-5,08 - 1923911

Technical data

General

Insulating material group	I
Rated surge voltage (III/3)	4 kV
Rated surge voltage (III/2)	4 kV
Rated surge voltage (II/2)	4 kV
Rated voltage (III/3)	250 V
Rated voltage (III/2)	320 V
Rated voltage (II/2)	400 V
Connection in acc. with standard	EN-VDE
Nominal current I_N	16 A (see derating curve)
Maximum load current	16 A
Insulating material	PA
Flammability rating according to UL 94	V0
Color	green
Number of positions	7

Standards and Regulations

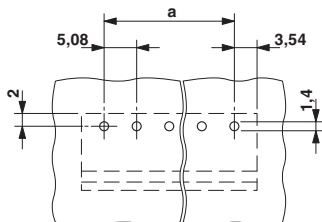
Connection in acc. with standard	EN-VDE
	CUL
Flammability rating according to UL 94	V0

Environmental Product Compliance

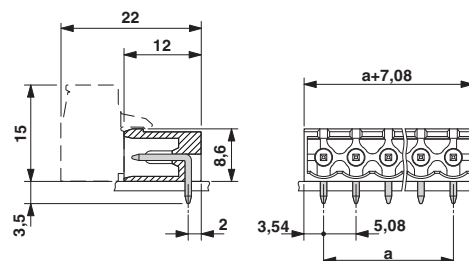
China RoHS	Environmentally friendly use period: unlimited = EFUP-e
	No hazardous substances above threshold values

Drawings

Drilling diagram



Dimensional drawing



Approvals

Approvals

Approvals


VDE Gutachten mit Fertigungsüberwachung / IECCE CB Scheme / EAC / cULus Recognized


Feed-through header - MSTBA 2,5 HC/ 7-G-5,08 - 1923911

Approvals


Ex Approvals

Approval details

VDE Gutachten mit Fertigungsüberwachung		http://www2.vde.com/de/Institut/Online-Service/VDE-gepruefteProdukte/Seiten/Online-Suche.aspx	40004701
Nominal voltage UN	250 V		
Nominal current IN	16 A		

IECEE CB Scheme		http://www.iecee.org/	DE1-58978-B1B2
Nominal voltage UN	250 V		
Nominal current IN	16 A		

EAC		B.01742
-----	---	---------

cULus Recognized		http://database.ul.com/cgi-bin/XYV/template/LISEXT/1FRAME/index.htm	E60425-19931011
	D	B	
Nominal voltage UN	300 V	300 V	
Nominal current IN	10 A	16 A	

Phoenix Contact 2018 © - all rights reserved
<http://www.phoenixcontact.com>

PHOENIX CONTACT GmbH & Co. KG
 Flachsmarktstr. 8
 32825 Blomberg
 Germany
 Tel. +49 5235 300
 Fax +49 5235 3 41200
<http://www.phoenixcontact.com>