



MX555ANU100M000

Ultra-Low Jitter 100MHz HCSL XO

ClockWorks® FUSION

General Description

The MX555ANU100M000 is an ultra-low phase jitter XO with HCSL output optimized for high line rate applications.

Applications

- PCI-Express Gen 1/2/3/4
- Storage

Absolute Maximum Ratings

Supply Voltage (VIN).....	+4.6V
Lead Temperature (soldering, 10s).....	260°C
Storage Temperature (T _s).....	125°C
ESD Rating (HBM).....	2kV

Electrical Characteristics

VDD = 2.5V ±5% or 3.3V ±10%, -40°C to +85°C, outputs terminated with 50 Ohms to VSS.¹

Symbol	Parameter	Condition	Min.	Typ.	Max.	Units
IDD	Supply Current				95	mA
F0	Center Frequency			100		MHz
	Frequency Stability	Note 2			±50	ppm
∅j	Phase Noise	Integration Range (12kHz to 20MHz) Integration Range (1.875MHz to 20MHz)		166 97		fsRMS
Tstart	Start-Up Time				10	ms
TR/TF	Rise/Fall time	20%-80%	150	300	450	ps
	Duty Cycle		48	50	52	%
VOH	Output High Voltage	HCSL output levels	660	700	850	mV
VOL	Output Low Voltage	HCSL output levels	-150	0	27	mV
VOVS	Max Output Including Overshoot				VOH + 0.3	V
VUDS	Min Output Including Undershoot		VOL - 0.3			V
VRB	Ringback Voltage		0.2			V
VOX	Absolute Crossing Point		250	350	550	mV
Vswing	Peak to Peak Output Voltage Swing		640	700	950	mV

Notes:

1. Guaranteed after thermal equilibrium.
2. Inclusive of initial accuracy, temperature drift, aging, shock, vibration.

ClockWorks is a registered trademark of Microchip Technology Inc.

Microchip Technology Inc.

<http://www.microchip.com>

September 11, 2017
MX555AN2-5728

Revision 1.0
tcghelp@microchip.com

Features

- 100MHz HCSL
- Typical phase noise:
 - 97fs (Integration range: 1.875MHz-20MHz)
- ±50ppm total frequency stability
- -40°C to +85°C temperature range
- Industry standard 6-Pin 5mm x 3.2mm LGA package

Operating Ratings

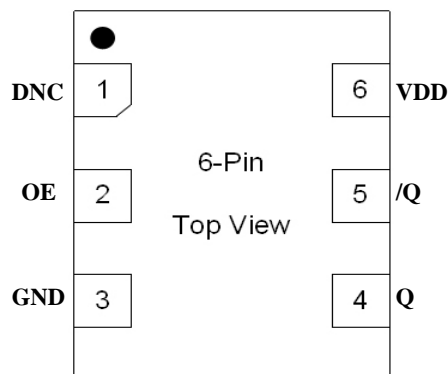
Supply Voltage (VIN).....	+2.375V to +3.63V
Ambient Temperature (TA).....	-40°C to +85°C

Ordering Information

Ordering Part Number	Marking Line 1	Marking Line 3	Shipping	Package
MX555ANU100M000	MX555A	NU1000	Tube	6-Pin 5mm x 3.2mm LGA
MX555ANU100M000-TR	MX555A	NU1000	Tape and Reel	6-Pin 5mm x 3.2mm LGA

Devices are Green and RoHS compliant. Sample material may have only a partial top mark.

Pin Configuration



Pin Description

Pin Number	Pin Name	Pin Type	Pin Level	Pin Function
1	DNC			Make no connection, leave floating.
2	OE	I, SE	LVC MOS	Output Enable, disables output to tri-state, 0 = Disabled, 1 = Enabled, 50k Ohms Pull-Up
3	GND	PWR		Power Supply Ground
4, 5	Q, /Q	O, Diff	HCSL	Clock Output Frequency = 100MHz
6	VDD	PWR		Power Supply

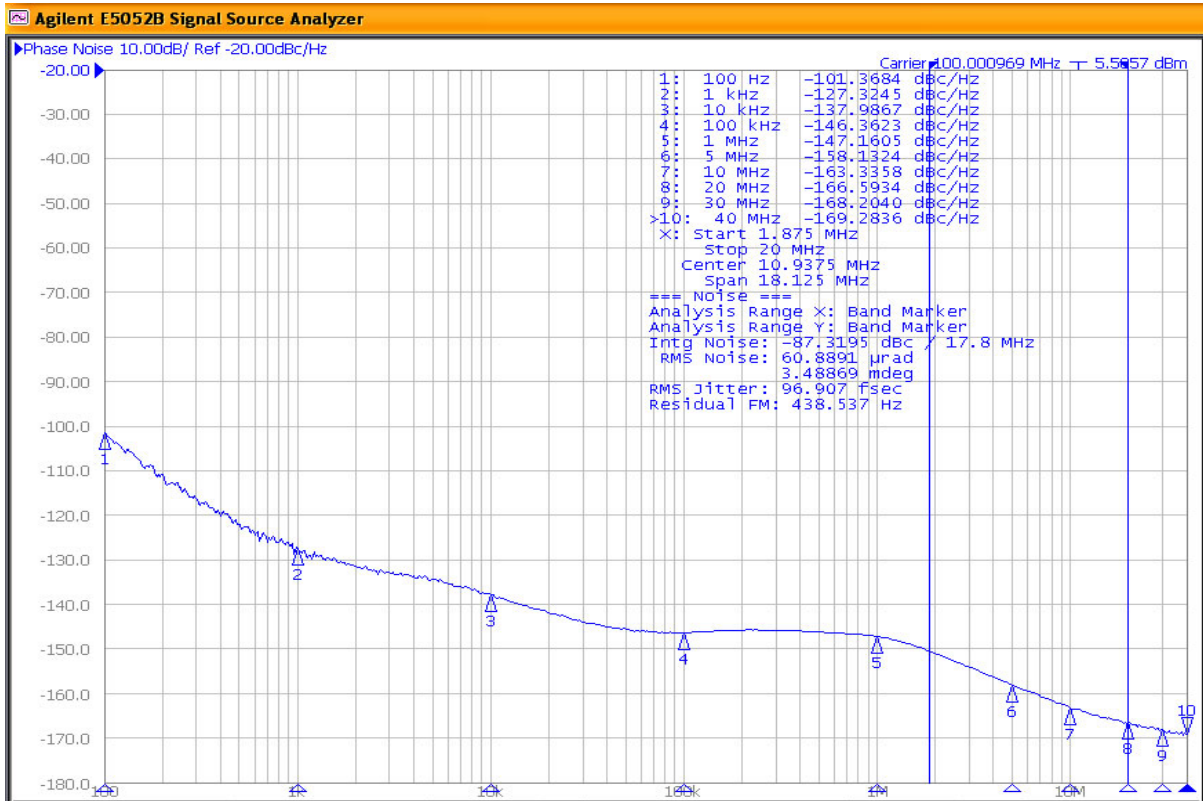


Figure 1. HCSL Output 100MHz 1.875MHz-20MHz 97fs

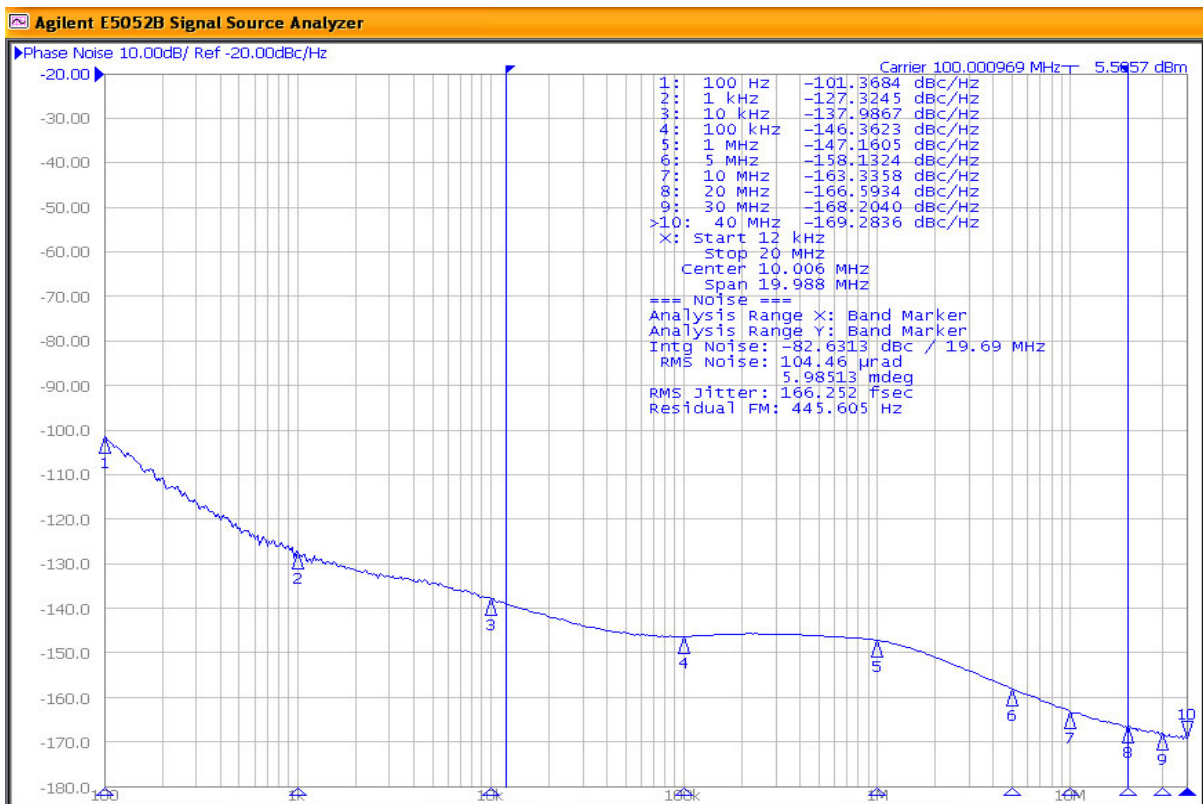
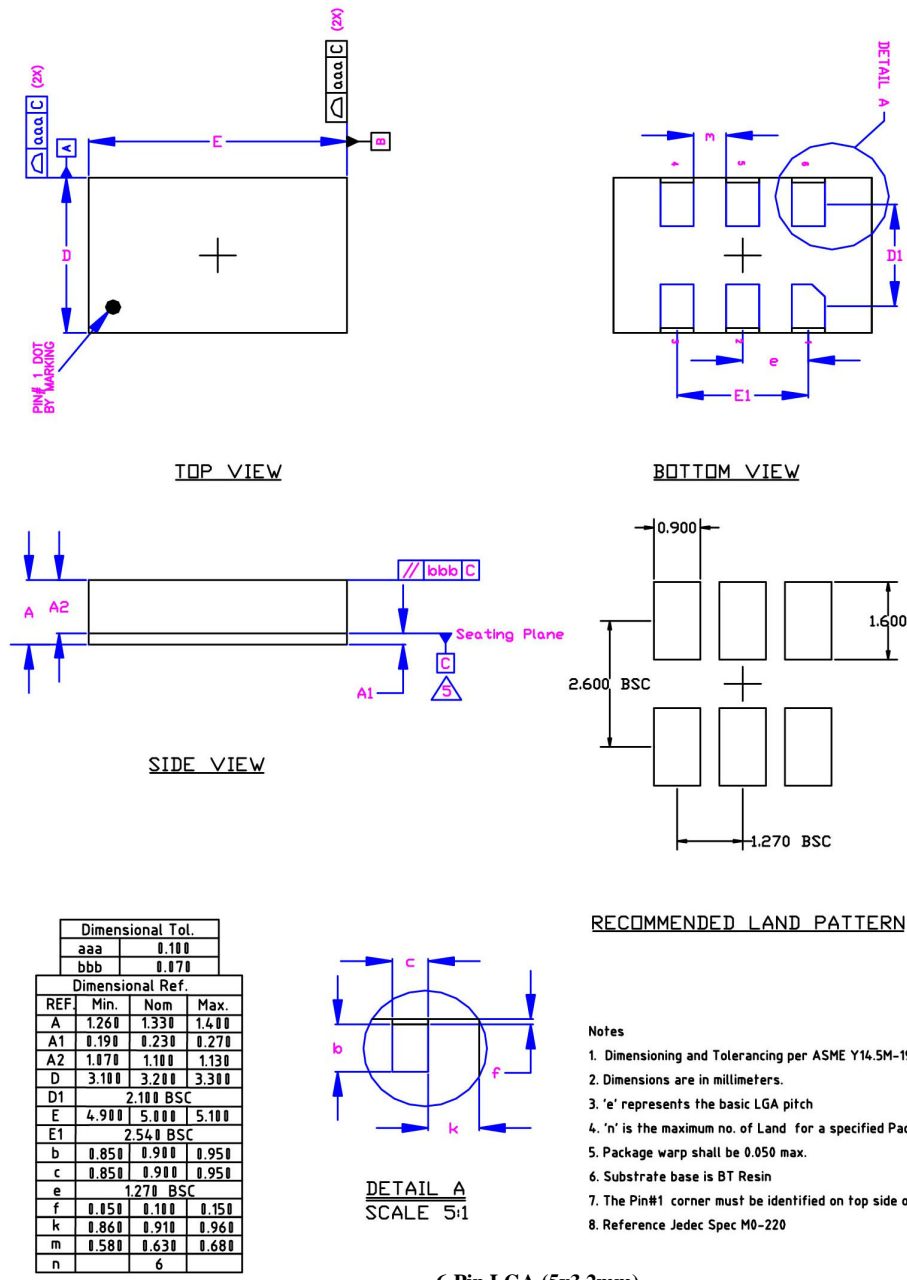


Figure 2. HCSL Output 100MHz 12kHz-20MHz 166fs

Package Information and Recommended Land Pattern for 6-Pin LGA³



6-Pin LGA (5x3.2mm)

Note:

3. Package information is correct as of the publication date. For updates and most current information, go to www.microchip.com.

Microchip Technology Inc.

<http://www.microchip.com>

Microchip makes no representations or warranties with respect to the accuracy or completeness of the information furnished in this data sheet. This information is not intended as a warranty and Microchip does not assume responsibility for its use. Microchip reserves the right to change circuitry, specifications and descriptions at any time without notice. No license, whether express, implied, arising by estoppel or otherwise, to any intellectual property rights is granted by this document. Except as provided in Microchip's terms and conditions of sale for such products, Microchip assumes no liability whatsoever, and Microchip disclaims any express or implied warranty relating to the sale and/or use of Microchip products including liability or warranties relating to fitness for a particular purpose, merchantability, or infringement of any patent, copyright or other intellectual property right.

© 2017 Microchip Technology Inc.