

Bus system cable - SAC-5P-MINMR/20,0-U40/MINFR - 1416891


Please be informed that the data shown in this PDF Document is generated from our Online Catalog. Please find the complete data in the user's documentation. Our General Terms of Use for Downloads are valid (<http://phoenixcontact.com/download>)



Bus system cable, DeviceNet™, 5-position, PVC, gray, Plug angled 7/8"-16UNF, A - standard, on Socket angled 7/8"-16UNF, A - standard, cable length: 20 m

DeviceNet

Key Commercial Data

Packing unit	1 STK
GTIN	 4 055626 219707
GTIN	4055626219707

Technical data

Dimensions

Length of cable	20 m
-----------------	------

Ambient conditions

Ambient temperature (operation)	-20 °C ... 75 °C (Plug / socket)
Degree of protection	IP68

General

Rated current at 40°C	8 A
Rated voltage	600 V AC 600 V DC
Number of positions	5
Color handle area	gray
Insulation resistance	≥ 100 MΩ
Coding	A - standard
Signal type/category	DeviceNet™
Status display	No
Protective circuit/component	Unwired
Torque	10 lb _r -in. 1.12 Nm

Material

Contact material	CuZn
------------------	------

Bus system cable - SAC-5P-MINMR/20,0-U40/MINFR - 1416891

Technical data

Material

Contact surface material	Au
Contact carrier material	PVC
Material of grip body	PVC
Material, knurls	Anodized aluminum

Cable

Cable type	DeviceNet trunk cable
Cable abbreviation	U40
Cable structure	2xAWG18+2xAWG15+1xAWG18
Conductor cross section	2 x AWG 18 data cable
	2 x AWG 15 power supply
	1 x AWG 18 drain wire
AWG signal line	18
AWG power supply	15
Conductor structure signal line	19 x AWG 30
Conductor structure, voltage supply	19 x AWG 28
Wire colors	Red-black, blue-white
Twisted pairs	2 cores to the pair
Type of pair shielding	Plastic-coated aluminum foil, aluminum side outside
Overall twist	2 pairs around a drain wire in the center to the core
Shielding	Tinned copper braided shield
Optical shield covering	65 %
External sheath, color	gray
External cable diameter D	11.43 mm
Outer sheath, material	PVC
Material conductor insulation	Foamed PE
	PVC (Power supply)
Conductor material	Tin-plated Cu litz wires
Flame resistance	UL 1581, FT4
Resistance to oil	OIL RES I according to UL 2256
Other resistance	UV resistant (720 h) UL 2556
Ambient temperature (operation)	-20 °C ... 75 °C (cable, fixed installation)
	-5 °C ... 80 °C (cable, flexible installation)

Standards and Regulations

Flame resistance	UL 1581, FT4
Resistance to oil	OIL RES I according to UL 2256
Other resistance	UV resistant (720 h) UL 2556

Environmental Product Compliance

China RoHS	Environmentally Friendly Use Period = 50
------------	--

Bus system cable - SAC-5P-MINMR/20,0-U40/MINFR - 1416891

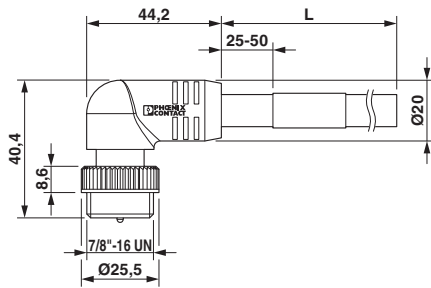
Technical data

Environmental Product Compliance

	For details about hazardous substances go to tab "Downloads", Category "Manufacturer's declaration"
--	---

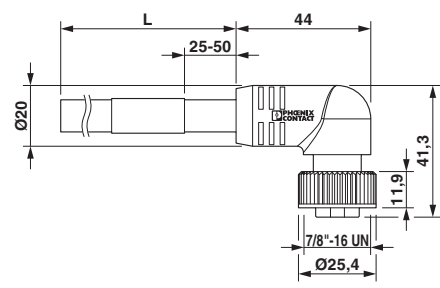
Drawings

Dimensional drawing



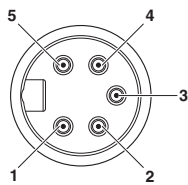
7/8"-16UNF plug, angled

Dimensional drawing



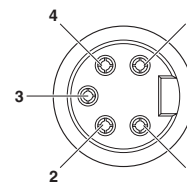
7/8"-16UNF socket, angled

Schematic diagram



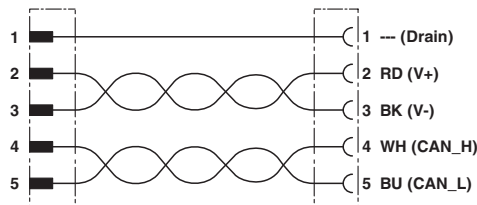
Pin assignment, plug, 7/8"-16UNF, 5-pos., view of male side

Schematic diagram



Pin assignment, socket, 7/8"-16UNF, 5-pos., view of female side

Circuit diagram



Contact assignment of 7/8" plugs/sockets

Phoenix Contact 2018 © - all rights reserved
<http://www.phoenixcontact.com>

PHOENIX CONTACT GmbH & Co. KG
Flachmarktstr. 8
32825 Blomberg
Germany
Tel. +49 5235 300
Fax +49 5235 3 41200
<http://www.phoenixcontact.com>