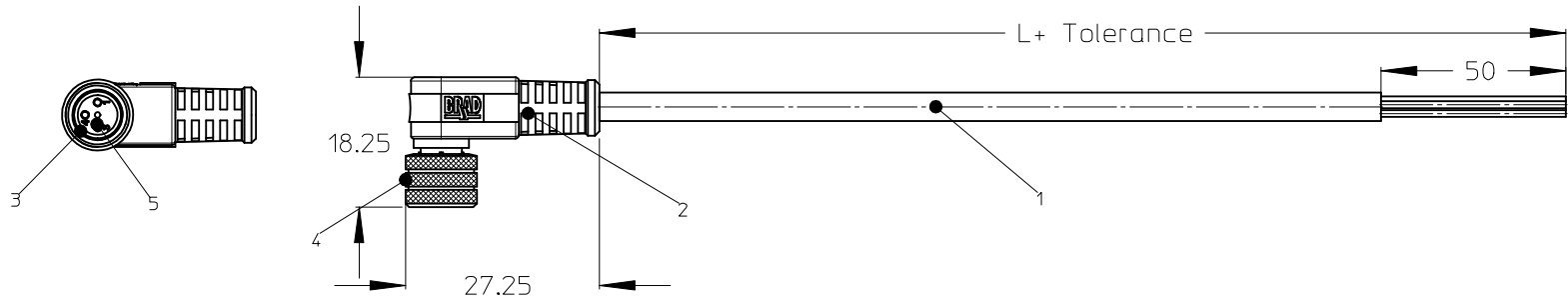


RIGHT ANGLED PLUG



NOTES:

Temperatur Range -25°C/+80°C  
 Contact Current Rating 3A  
 Voltage Rating 3 poles 60V  
 4-5 poles 30V  
 Protection class IP 67

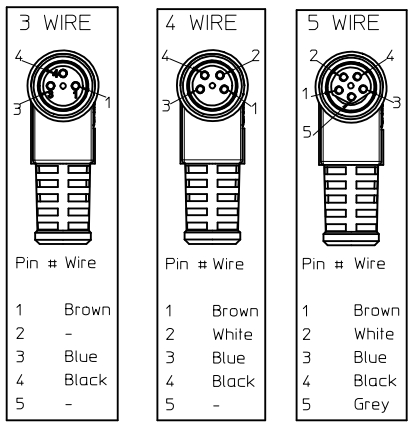
Cable:

E02 = 0,25mm², PVC black  
 H08 = 0,25mm², PUR black, LSOH  
 I02 = 0,25mm², PVC grey irradiated  
 K05 = 0,34mm², TPE yellow  
 P02 = 0,25mm², PUR/PVC black  
 P08 = 0,25mm², PUR yellow HIFLEX  
 P82 = 0,34mm², PUR black irradiated

Tolerances:

≤ 1 m	+20/-10 mm
1 m - 5 m	± 25 mm
5 m - 10 m	± 30 mm
> 10 m	± 30 mm
> 20 m	± 50 mm

6	O-Ring	Rubber	---
5	Contact	Copper Alloy	Gold plated
4	Coupling Nut	Brass	Ni plated
3	Insert	PUR	---
2	Overmold	PUR	---
1	Cable	See Table	---
ITEM	Part	Material	Finish



Pin #	Wire
1	Brown
2	-
3	Blue
4	Black
5	-

ENTER DESCRIPTION EC NO: IPG2014-0158 DRAWN: BRAUCH 2013/07/24 CHKD: APPR: CBURGER 2013/08/05	QUALITY SYMBOLS ▽=0 ▽=0	GENERAL TOLERANCES (UNLESS SPECIFIED)		DIMENSION STYLE MM ONLY		SCALE 1:1	DESIGN UNITS METRIC	THIRD ANGLE PROJECTION		
			mm	INCH	DRAWN BY APOHL	DATE 2011/10/18	TITLE CSE M8 XP XC FE RA XM SE UNSH NANO-CHANGE			
			4 PLACES ± ---	± ---	CHECKED BY REISSNER	DATE 2012/01/16	APPROVED BY CBURGER	DATE 2012/01/18	MOLEX INCORPORATED	
			2 PLACES ± ---	± ---	MATERIAL NO. SEE TABLE		DOCUMENT NO. SD-120086-006		SHEET NO. 1 OF 3	
DRAFT WHERE APPLICABLE MUST REMAIN WITHIN DIMENSIONS		THIS DRAWING CONTAINS INFORMATION THAT IS PROPRIETARY TO MOLEX INCORPORATED AND SHOULD NOT BE USED WITHOUT WRITTEN PERMISSION								

7

6

5

4

3

2

1

### NUMERICAL CODE (Available parts see table page 3 ff others on request.)



40 = M8x1  
single ended

poles:  
3 = 3 poles  
4 = 4 poles  
5 = 5 poles

header:  
001 = plug female 90° right

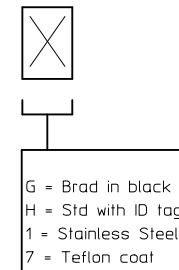
Cable:

- E02 = 0,25mm², PVC black
- H08 = 0,25mm², PUR black, LSOH
- I02 = 0,25mm², PVC grey irradiated
- K05 = 0,34mm², TPE gelb
- P02 = 0,25mm², PUR/PVC black
- P08 = 0,25mm², PUR yellow HIFLEX
- P82 = 0,34mm², PUR black irradiated

M = meter

length:  
Example  
020 = 2 m

### Special Types:



- G = Brad in black
- H = Std with ID tag
- 1 = Stainless Steel
- 7 = Teflon coat

<b>ENTER DESCRIPTION</b> EC NO: IPG2014-0158 DRWN:BBRAUCH 2013/07/24 CHKD: APPR:CBURGER 2013/08/05 REV	QUALITY SYMBOLS	GENERAL TOLERANCES (UNLESS SPECIFIED)	DIMENSION STYLE	SCALE	DESIGN UNITS	THIRD ANGLE PROJECTION															
	= 0 = 0	<table border="1"> <tr> <th></th> <th>mm</th> <th>INCH</th> </tr> <tr> <td>4 PLACES</td> <td>± ---</td> <td>± ---</td> </tr> <tr> <td>3 PLACES</td> <td>± ---</td> <td>± ---</td> </tr> <tr> <td>2 PLACES</td> <td>± ---</td> <td>± ---</td> </tr> <tr> <td>1 PLACE</td> <td>± 0.3</td> <td>± ---</td> </tr> </table>		mm	INCH	4 PLACES	± ---	± ---	3 PLACES	± ---	± ---	2 PLACES	± ---	± ---	1 PLACE	± 0.3	± ---	MM ONLY	1:1	METRIC	
		mm	INCH																		
	4 PLACES	± ---	± ---																		
	3 PLACES	± ---	± ---																		
2 PLACES	± ---	± ---																			
1 PLACE	± 0.3	± ---																			
DRAWN BY: APOHL CHECKED BY: REISSNER APPROVED BY: CBURGER	DATE: 2011/10/18 DATE: 2012/01/16 DATE: 2012/01/18	TITLE: CSE M8 XP XC FE RA XM SE UNSH NANO-CHANGE MOLEX INCORPORATED	MATERIAL NO. SEE TABLE DOCUMENT NO. SD-120086-006	SHEET NO. 2 OF 3																	
DRAFT WHERE APPLICABLE MUST REMAIN WITHIN DIMENSIONS	SIZE: A4	THIS DRAWING CONTAINS INFORMATION THAT IS PROPRIETARY TO MOLEX INCORPORATED AND SHOULD NOT BE USED WITHOUT WRITTEN PERMISSION																			

6

5

4

3

2

1

PART LIST:

1200868293	403001E02M010	1200860350	403001K05M020	1200868364	404001I02M150
1200270090	403001E02M020	1200860351	403001K05M050	1200860377	404001K05M050
1200868021	403001E02M030	1200860352	403001K05M100	1200860378	404001K05M100
1200270092	403001E02M050	1200868519	403001P02M010	1200868533	404001P02M010
1200865039	403001E02M050H	1200868155	403001P02M020	1200868159	404001P02M020
1200868448	403001E02M050Y	1200868089	403001P02M050	1200868081	404001P02M050
1200868422	403001E02M0501	1200868062	403001P02M100	1200868160	404001P02M100
1200868294	403001E02M060	1200868082	403001P02M150	1200868365	404001P02M150
1200270093	403001E02M100	1200868007	403001P82M010	1200271232	404001P82M050
1200868449	403001E02M100Y	1200868044	403001P82M0107	1200271044	404001P82M0507
1200868295	403001E02M150	1200868465	403001P82M0107Y	1200868483	404001P82M050Y
1200868296	403001E02M200	1200271181	403001P82M020	1200868178	405001E02M020
1200868297	403001E02M250	1200271062	403001P82M050	1200868179	405001E02M050
1200868516	403001E02M300	1200868462	403001P82M050Y	1200868180	405001E02M100
1200868497	403001H08M010	1200868356	404001E02M010	1200868396	405001H08M020
1200868210	403001H08M015	1200270152	404001E02M020	1200868406	405001H08M050
1200868052	403001H08M020	1200868357	404001E02M0201	1200868407	405001H08M100
1200271333	403001H08M020G	1200868361	404001E02M030	1200868391	405001P02M020
1200868091	403001H08M030	1200270153	404001E02M050	1200868223	405001P02M050
1200868054	403001H08M050	1200868362	404001E02M050H		
1200271415	403001H08M050G	1200868457	404001E02M050Y		
1200868466	403001H08M050Y	1200270154	404001E02M100		
1200868004	403001H08M100	1200868458	404001E02M100Y		
1200868464	403001H08M100Y	1200868057	404001E02M150		
1200868298	403001I02M005	1200868360	404001E02M200		
1200868299	403001I02M006	1200868055	404001H08M010		
1200868300	403001I02M010	1200271328	404001H08M020		
1200270034	403001I02M020	1200868363	404001H08M030		
1200868441	403001I02M020Y	1200868211	404001H08M050		
1200868301	403001I02M025	1200868077	404001H08M100		
1200270097	403001I02M030	1200868208	404001I02M020		
1200270098	403001I02M050	1200270161	404001I02M030		
1200868484	403001I02M050Y	1200270162	404001I02M050		
1200270474	403001I02M100	1200868459	404001I02M050Y		
1200868485	403001I02M100Y	1200270163	404001I02M100		

ENTER DESCRIPTION EC NO: IPG2014-0158 DRW:BBRAUCH 2013/07/24 CHKD: APPR:CBURGER 2013/08/05 REV	QUALITY SYMBOLS	GENERAL TOLERANCES (UNLESS SPECIFIED)	DIMENSION STYLE	SCALE	DESIGN UNITS	THIRD ANGLE PROJECTION
	▽=0 ◻=0	mm INCH	MM ONLY	1:1	METRIC	
		4 PLACES ± --- ± ---	DRAWN BY DATE	TITLE		
		3 PLACES ± --- ± ---	APOHL 2011/10/18	CSE M8 XP XC FE RA XM SE UNSH NANO-CHANGE		
	2 PLACES ± --- ± ---	CHECKED BY DATE	MOLEX INCORPORATED			
	1 PLACE ± 0.3 ± ---	REISSNER 2012/01/16	DOCUMENT NO.			
	ANGULAR ± 1 °	APPROVED BY DATE	SD-120086-006			
		CBURGER 2012/01/18	SHEET NO.			
		MATERIAL NO.	3 OF 3			
		SEE TABLE	THIS DRAWING CONTAINS INFORMATION THAT IS PROPRIETARY TO MOLEX INCORPORATED AND SHOULD NOT BE USED WITHOUT WRITTEN PERMISSION			