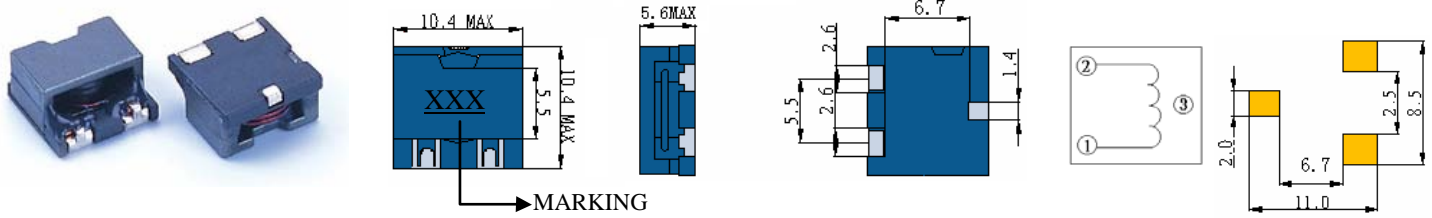


# SCEP105S

## SMD POWER INDUCTORS



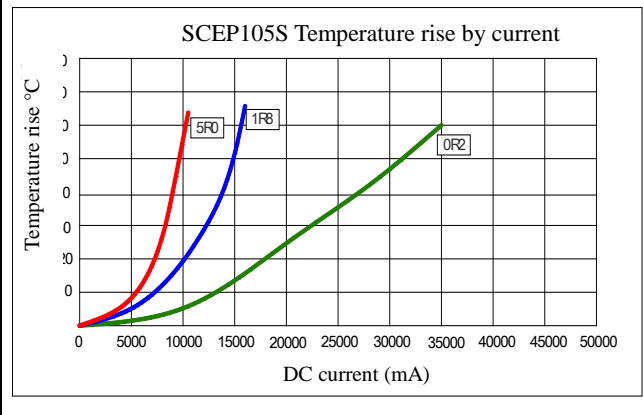
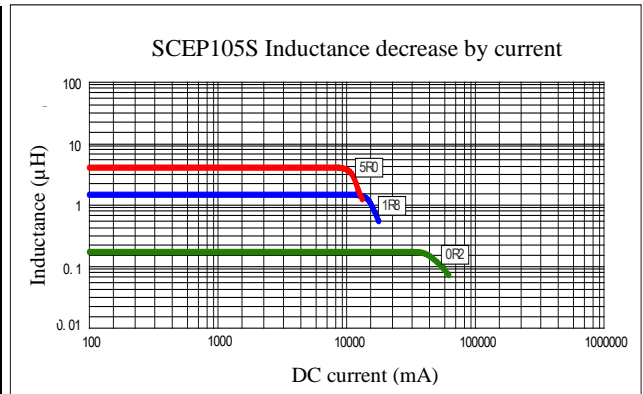
• Features

- 1 Excellent Power Density
- 2 Engineered to Provide High Efficiency



## ELECTRICAL CHARACTERISTICS

Part Number	Inductance (uH) (1)	Test Frequency	DC Resistance (Ω MAX) (2)	Saturation Current <sup>(3)</sup> (A)	Temperature Current <sup>(4)</sup> (A)
SCEP105S-R22	0.22	100KHZ	2.6m	40.0	20.0
SCEP105S-R45	0.45	100KHZ	3.2m	26.4	18.0
SCEP105S-R80	0.8	100KHZ	4.1m	20.8	14.0
SCEP105S-1R3	1.3	100KHZ	5.3m	16.8	13.0
SCEP105S-1R8	1.8	100KHZ	8.0m	13.8	11.5
SCEP105S-2R5	2.5	100KHZ	10.5m	11.8	9.00
SCEP105S-3R2	3.2	100KHZ	12.4m	10.5	8.00
SCEP105S-4R0	4.0	100KHZ	18.0m	9.3	7.50
SCEP105S-5R0	5.0	100KHZ	23.8m	8.4	6.65



- (1). Inductance tolerance for 0.22uH: ±30%, for 0.45uH~5.0uH: ±20%. Tested at 0.25V, 0ADC and 25°C
- (2). DCR measured at 25°C.
- (3). The DC current at which the inductance decreases by 25% from its initial value.
- (4). The DC current that results in a 40°C temperature rise from 25°C ambient.

[Click here for QUANTITY PER REEL & PACKING INFORMATION](#)

Custom versions available upon request.