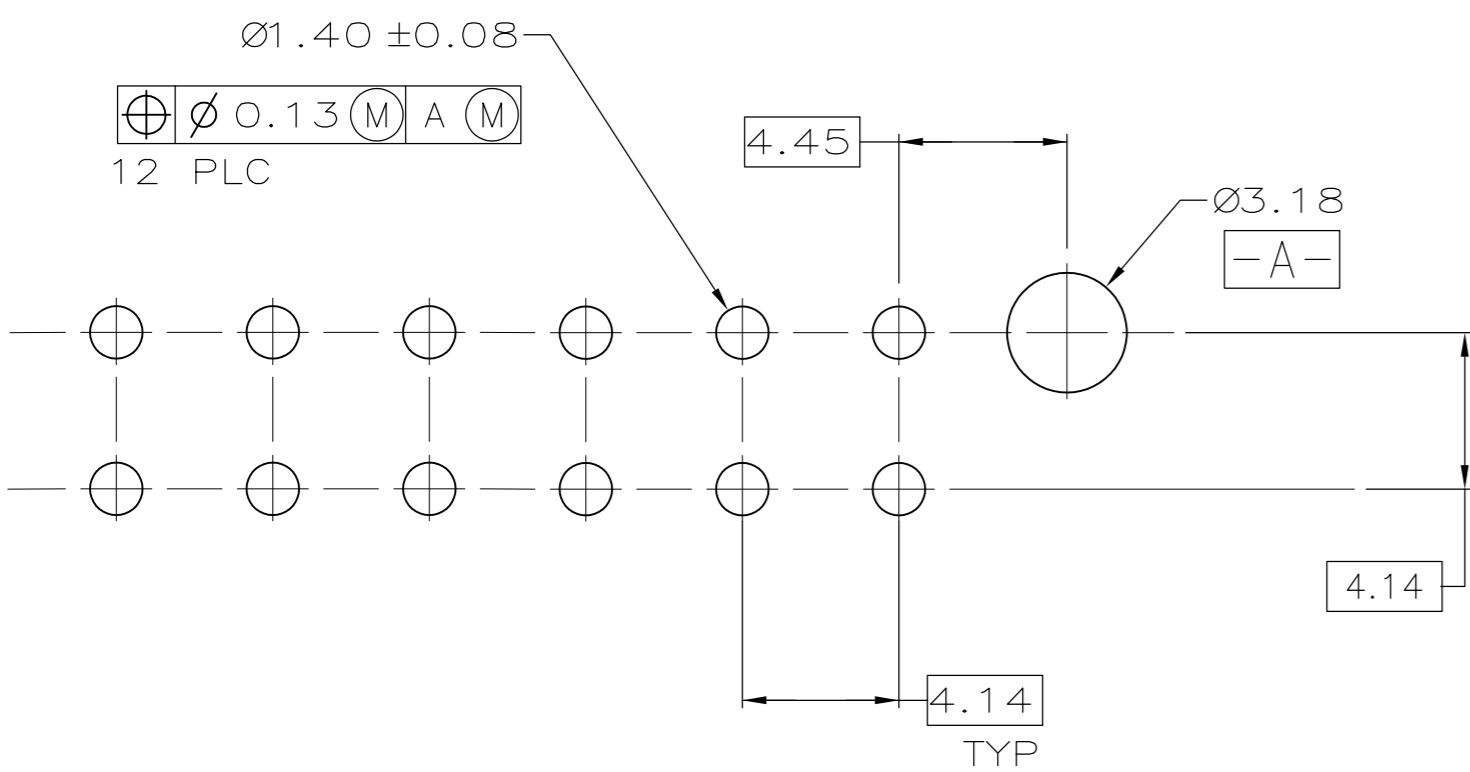
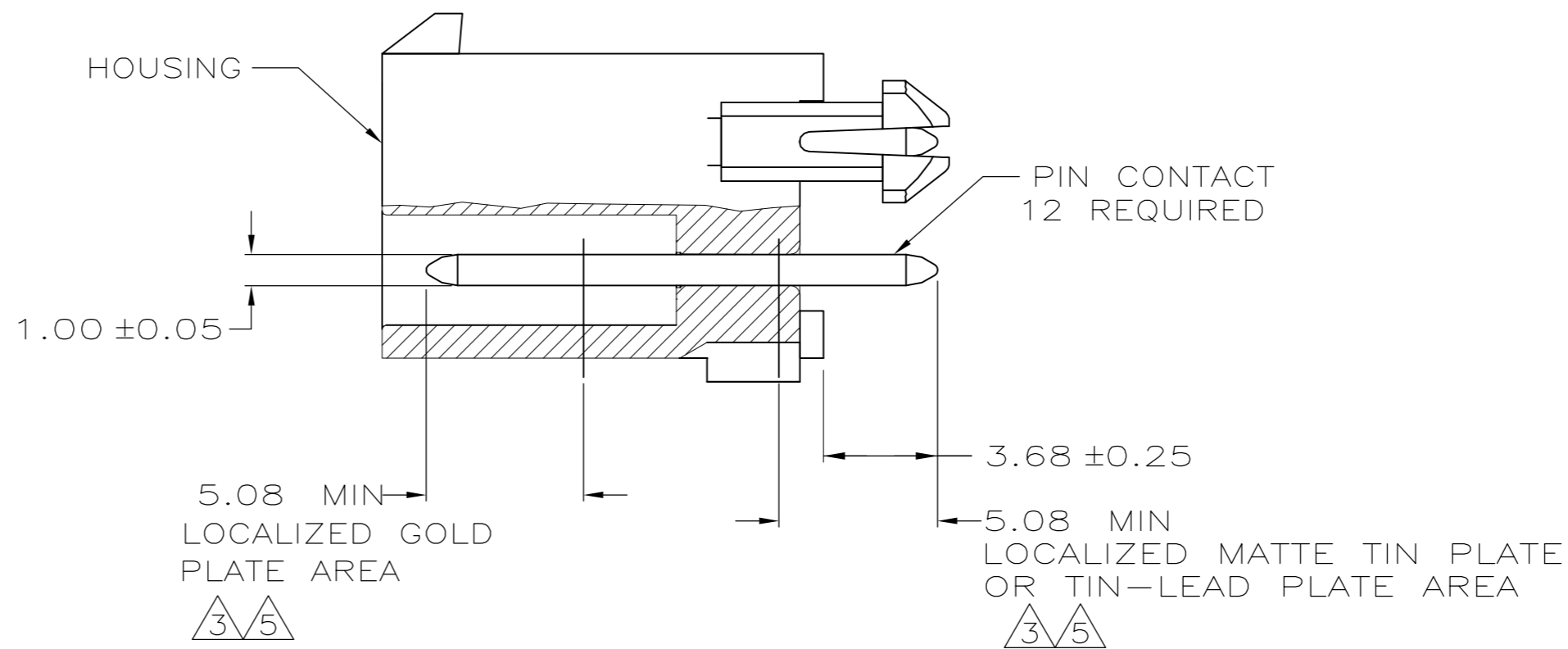
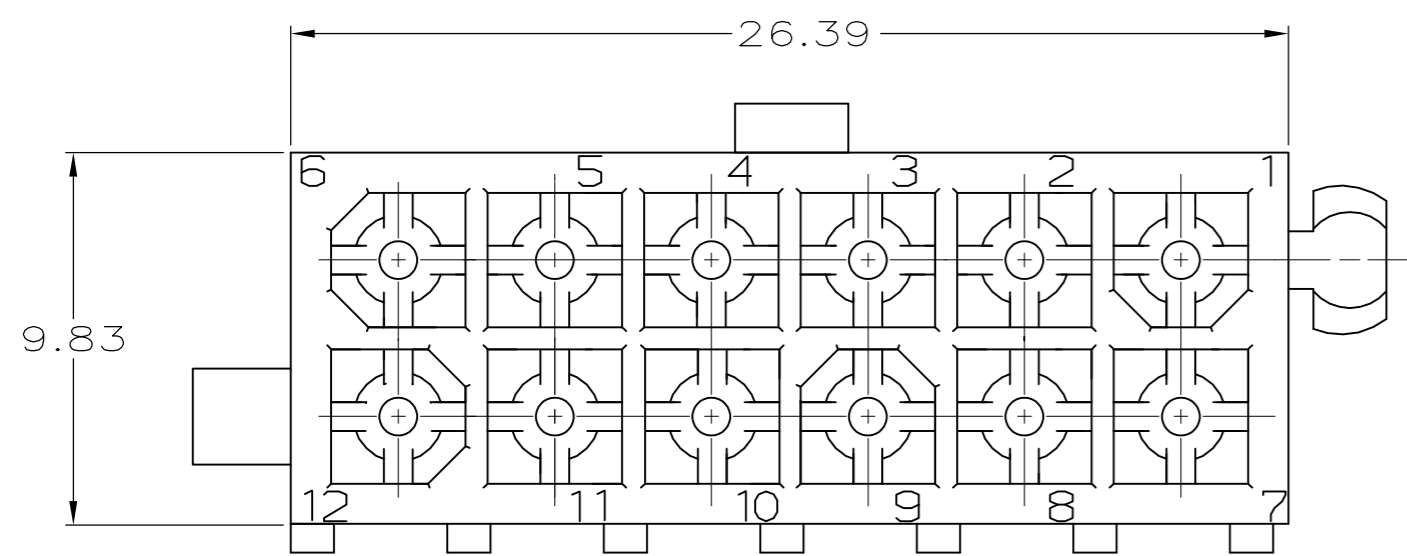
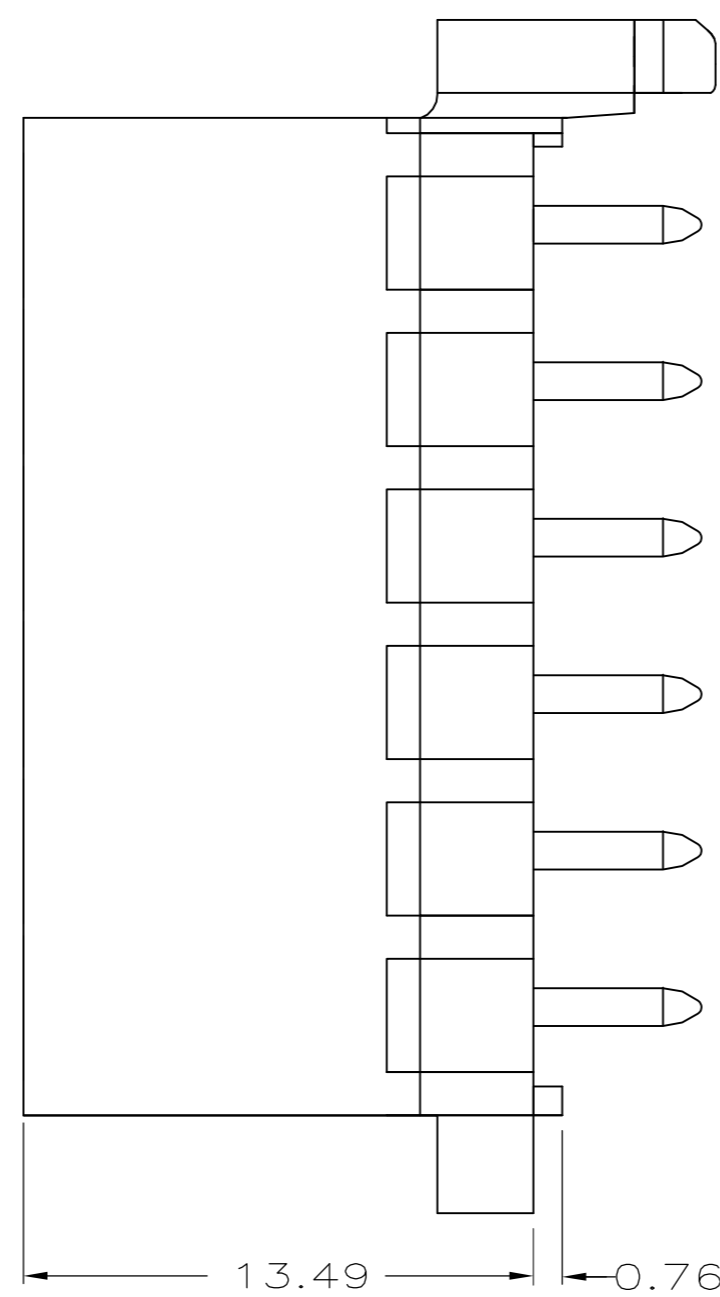


THIS DRAWING IS UNPUBLISHED. RELEASED FOR PUBLICATION
 © COPYRIGHT - By - ALL RIGHTS RESERVED.

LOC		DIST		REVISIONS			
P	LTR	DESCRIPTION		DATE	DWN	APVD	
CM	0	K1	REVISED PER ECO-11-005027		11MAR11	RK	HMR



RECOMMENDED HOLE PATTERN FOR 1.57 THICK BOARD



- PINS TO COMPLY WITH AMP SOLDERABILITY SPEC. 109-11-3.
- 0.00381 MIN MATTE TIN LEAD OVER 0.00127 MIN NICKEL.
- 0.00076 MIN GOLD PLATE IN THE LOCALIZED PLATE AREA, 0.00381 MATTE TIN LEAD IN THE LOCALIZED PLATE AREA, BOTH OVER 0.00127 MIN NICKEL.
- 0.00381 MIN MATTE TIN OVER 0.00127 MIN NICKEL.
- 0.00076 MIN GOLD PLATE IN THE LOCALIZED PLATE AREA, 0.00381 MATTE TIN IN THE LOCALIZED PLATE AREA, BOTH OVER 0.00127 MIN NICKEL.

MATERIAL	FINISH	MATERIAL	COLOR	PART NO.
BRASS, GOLD	5	NYLON, UL94V-0	WHITE	1-770621-1
BRASS, TIN	4	NYLON, UL94V-0	WHITE	1-770621-0
BRASS, GOLD	3	NYLON, UL94V-0	WHITE	770621-2
BRASS, TIN-LEAD	2	NYLON, UL94V-0	WHITE	770621-1

THIS DRAWING IS A CONTROLLED DOCUMENT.		DWN S CARPENTER 08JUN05	TE Connectivity	
DIMENSIONS: mm		CHK R JONES 12AUG2003	NAME	
TOLERANCES UNLESS OTHERWISE SPECIFIED:		APVD R JONES 12AUG2003	HEADER ASSEMBLY, CLOSED BOTTOM, 12 CKT, DOUBLE ROW VERTICAL, MINI UNIVERSAL MATE-N-LOK	
0 PLC ± - 1 PLC ± - 2 PLC ± 0.13 3 PLC ± - 4 PLC ± - ANGLES ± -		PRODUCT SPEC	SIZE A2	CAGE CODE 00779
MATERIAL		FINISH	DRAWING NO C=770621	RESTRICTED TO
-		-	SCALE 5:1	SHEET 1 of 1
CUSTOMER DRAWING		WEIGHT	REV K1	