THIS DRAWING IS UNPUBLISHED. RELEASED FOR PUBLICATION -.- .
© COPYRIGHT - BY TYCO ELECTRONICS CORPORATION. ALL RIGHTS RESERVED.

PART NUMBER	REV	FIRST USED
1385824-1	C	122500-1
1385824-2	C	565435-5
1385824-3	C	354500-1

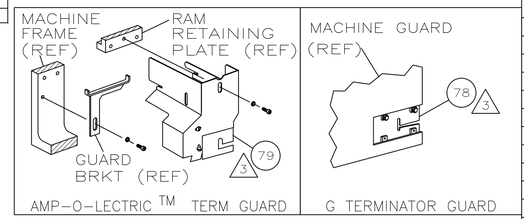

AMP-O-LECTRIC TM TERM GUARD | G TERMINATOR GUARD

TERMINAL NAME: 6.3MM YESC SEALED 6

AMP TERM PN	MFR TERM PN
1572577	7116-4142-02
1949394	7114-4142-02

YAZAKI TERMINAL CUSTOMER CRIMP SPECS

PAD LTR	CRIMP HEIGHT	WIRE SIZE
A	.085 ±.002 [2.16 ±0.05mm]	12
B	NOT	USED
C	NOT	USED
D	NOT	USED

AMP SEAL PN	MFR SEAL PN
1572578	7158-3083

CRIMP	SIZE	TYPE	RANGE
WIRE	.140 [3.56mm]	F	12
INSUL	.240 [6.10mm]	0	.118-1.49

WIRE STRIP LENGTH	TERM APPL SPEC	FEED	APPL INSTRUCTION	SET UP GAGE	LAYOUT
.261-.292	NONE	.867	408-8040	458637-1	L3038

LOC	DIST
A	66

REVISIONS

P	LTR	DESCRIPTION	DATE	DWN	APVD
	C	ECR-07-016647	7-2007	MY	TE

-1	LEADMAKER	AIRFEED
-2	BENCH MODEL K	AIRFEED
-3	BENCH MODEL G	AIRFEED

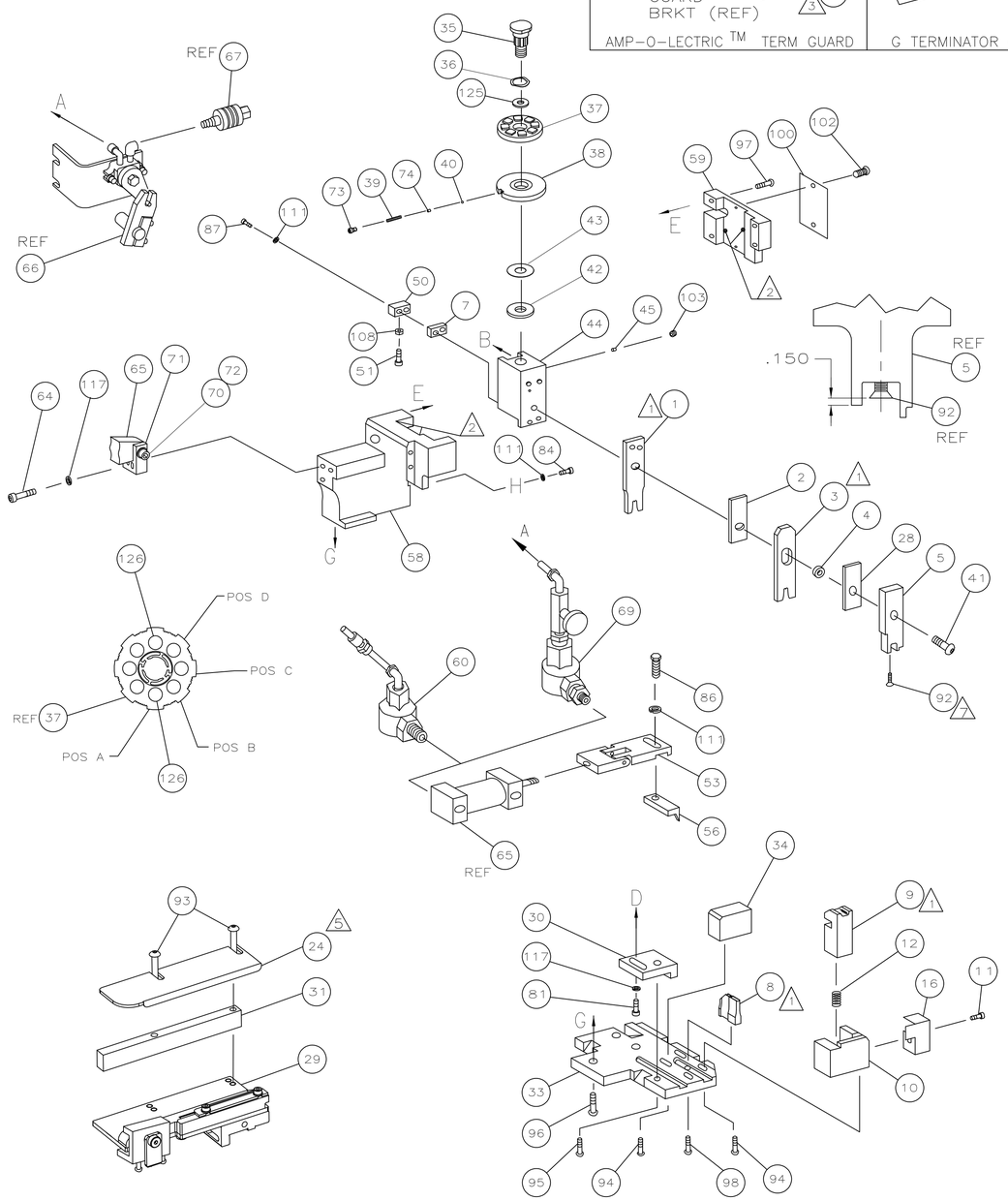

						129
						128
						127
2	2	2	–	8-354778-1	PIN, WIRE DISC (.2900)A	126
1	1	1	–	986950-1	WASHER, FLAT PRECISION	125
1	1	1	–	217238-1	GENERAL INSTRUCTION PACKAGE	124
1	1	1	–	4088040	SF APPL INST 408-8040	123
						122
						121
						120
						119
						118
3	3	3	–	21024-5	WASHER, LOCK(#10)ADJ BLOCK	117
						116
						115
						114
						113
						112
4	4	4	–	21024-4	WASHER,LOCK(#8)STRIPPER	111
						110
						109
1	1	1	–	21018-5	NUT,HEX(NO.6)HOLDDOWN	108
						107
						106
						105
						104
1	1	1	–	21009-2	SCR,SKT SET(1/4-20x.25 LW)RAM	103
2	2	2	–	21017-2	SCR,DRIVE(#2x.19)ID PLATE	102
						101
1	1	1	–	461264-1	PLATE, IDENTIFICATION	100
						99
1	1	1	–	22733-8	SCR,BHC(8-32x.38 LW)ANVIL	98
4	4	4	–	2-21002-9	SCR,BHC(10-32x.75)CAP	97
3	3	3	–	2-22733-8	SCR,BHC(1/4-20x.62)HSG	96
1	1	1	–	2-21002-7	SCR,BHC(10-32x.50)SG ADJ BLK	95
4	4	4	–	2-21002-2	SCR,BHC(8-32x.50)TERM H DWN	94
2	2	2	–	2-21002-4	SCR,BHC(8-32x.75)R STP GDE	93
1	1	1	–	1-21003-9	SCR,FHC(6-32x.38)DEP	92
						91
						90
						89
						88
2	2	2	–	2-21000-9	SCR,SHC(8-32x.75)DEP-HOLD	87
1	1	1	–	2-22603-1	SCR,HEX HD(8-32x.38)FEED FINGER	86
						85
1	1	1	–	2-21000-7	SCR,SHC(8-32x.50)STRIPPER	84
						83
						82
1	1	1	–	3-21000-4	SCR,SHC(10-32x.38)SG ADJ BL	81
						80
–	1	–	–	462992-7	GUARD ASSY	79
REF	–	–	–	679532-1	INSERT, GUARD	78
						77
						76
						75
1	1	1	–	690603-1	SPRING, ASSIST	74
1	1	1	–	23030-1	SCR,SHC(6-32x.25 SL)INS DISC	73
1	1	1	–	3-21001-5	SCR,SHC(3/8-16X1.00)AIR FEED	72
1	1	1	–	459610-1	MOUNT, FEED BRACKET	71
-3	-2	-1	U/M	PART NO	DESCRIPTION	ITEM NO
QTY REQD PER ASSY				PARTS LIST		

	1	1	1	–	21024-8	WASHER, LOCK 3/8	70
4	–	1	–	–	692655-5	AIR FEED VALVE ASSY	69
							68
	–	REF	–	–	24042-2	VALVE, SHUT OFF	67
4	–	REF	–	–	692655-6	AIR FEED VALVE ASSY	66
	1	1	1	–	461065-1	AIR FEED ASSY (1 INCH)	65
	2	2	2	–	3-21000-9	SCR,SHC(10-32x1.00)AIR ASSY	64
							63
							62
							61
	1	–	1	–	692655-7	AIR FEED VALVE ASSY	60
	1	1	1	–	454220-1	CAP, RAM	59
	1	1	1	–	454485-1	HOUSING	58
							57
	1	1	1	–	2-694433-6	PAWL, FEED	56
							55
							54
4	1	1	1	–	461062-1	FEED FINGER ASSY	53
							52
	1	1	1	–	811242-2	BUMPER, HOLDDOWN	51
	1	1	1	–	690753-1	SPACER, TONKER	50
							49
							48
							47
							46
	1	1	1	–	690191-1	PLUG, NYLON	45
	1	1	1	–	819307-7	RAM	44
	1	1	1	–	690125-1	WASHER, LAMINATED	43
	1	1	1	–	690124-1	WASHER, RAM	42
	1	1	1	–	7-21002-9	BOLT, CRIMPER(5/16x1.00)	41
	1	1	1	–	23241-6	BALL, STEEL	40
	1	1	1	–	690170-1	SPRING, COMPRESSION	39
	1	1	1	–	1-690142-0	DISC, INSULATION	38
	1	1	1	–	354777-1	DISC, WIRE	37
	1	1	1	–	22480-5	WASHER, SPRING	36
	1	1	1	–	690212-1	POST, RAM	35
	1	1	1	–	690786-6	SUPPORT, TERMINAL	34
	1	1	1	–	318055-4	PLATE, BASE	33
							32
	1	1	1	–	1-1320908-0	SPACER, STRIP GUIDE	31
	1	1	1	–	455689-1	BLOCK, STRIP GUIDE ADJ	30
	1	1	1	–	1633091-7	STRIP GUIDE ASSEMBLY	29
	1	1	1	–	455888-7	SPACER, FRONT SHEAR DEP	28
							27
							26
							25
5	1	1	1	–	1320928-3	GUIDE, STRIP (REAR)	24
							23
	–	–	1	–	690472-2	STRIPPER	22
							21
							20
	1	1	–	–	691353-1	STRIPPER	19
							18
							17
	1	1	1	–	318563-1	GUARD, CHIP, FRONT	16
							15
							14
							13
	1	1	1	–	3-22280-3	SPRING, SHEAR	12
	1	1	1	–	1-21000-9	SCR,SHC(8-32x.38)SHEAR STOP	11
	1	1	1	–	2-690459-2	HOLDER, SHEAR (FRONT)	10
1	1	1	1	–	318059-4	SHEAR, FLOAT (FRONT)	9
	1	1	1	–	1-662192-5	ANVIL	8
	1	1	1	–	2-240641-5	SPACER, DEPRESSOR (REAR)	7
							6
	1	1	1	–	122399-4	DEPRESSOR, SHEAR (FRONT)	5
	1	1	1	–	238011-2	SPACER, BLOCK CRIMPER	4
1	1	1	1	–	9-904741-9	CRIMPER, INSULATION	3
	1	1	1	–	2-455888-7	SPACER, CRIMPER	2
1	1	1	1	–	456411-9	CRIMPER, WIRE	1
	-3	-2	-1	U/M	PART NO	DESCRIPTION	ITEM NO
	QTY REQD PER ASSY				PARTS LIST		

1. RECOMMENDED SPARE PARTS.
2. GREASE LIGHTLY.
3. GUARD MUST BE IN PLACE WHEN OPERATING APPLICATOR IN A BENCH MACHINE.
4. SEE DRAWING FOR COMPONENTS
5. REAR STRIP GUIDE TO GUIDE ON INSULATION BARREL.
6. THIS APPLICATOR APPLIES TERMINAL WITH A SEAL.
7. APPLY TORQ-SEAL IN ALLEN SOCKET TO FILL HOLE AFTER FLAT HD HAS BEEN ADJUSTED TO CORRECT HEIGHT AT QUALIFICATION. APPLY PN 1-23419-5 LOC-TITE TO THREADS.

K TERMINATOR | G TERMINATOR

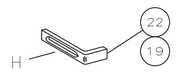

LEADMAKER & BENCH MACHINE

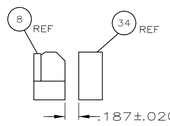

ITEM 34 LOCATION

THIS DRAWING IS A CONTROLLED DOCUMENT.

DIMENSIONS: INCHES

TOLERANCES UNLESS OTHERWISE SPECIFIED:
0 PLC ± –
1 PLC ± –
2 PLC ± .25
3 PLC ± –
4 PLC ± –
ANGLES ± –

MATERIAL –
FINISH –

DWN R. KNEPPER 16SEP04
CHK G.BAILEY 12OCT04
APVD T.ELBIN 16SEP04
PRODUCT SPEC –
APPLICATION SPEC –
WEIGHT –

Tyco Electronics
Tyco Electronics Corporation
Harrisburg, PA 17105-3608

NAME SIDE FEED HDM APPLICATOR – –

SIZE	CAGE CODE	DRAWING NO	RESTRICTED TO
A1	00779	C-1385824	–

CUSTOMER DRAWING | SCALE – | SHEET 1 OF 1 | REV C