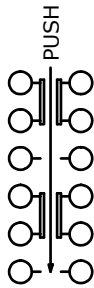


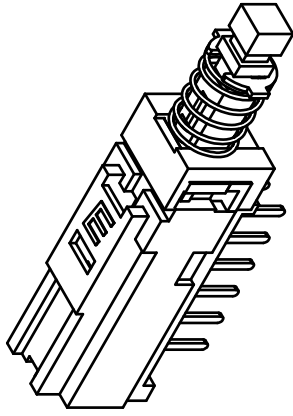
P.C. MOUNTING



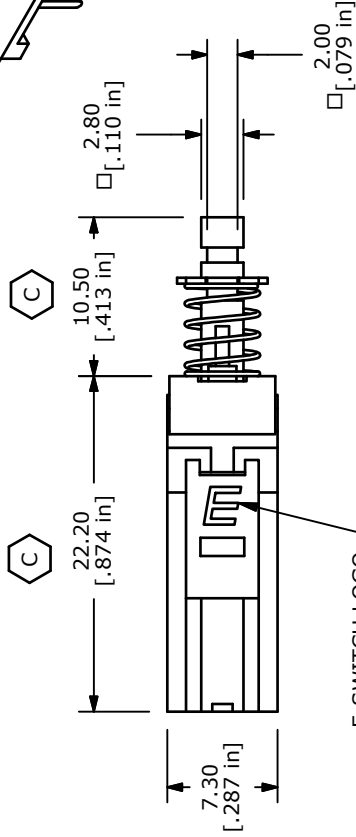
CIRCUIT DIAGRAM

NOTES:

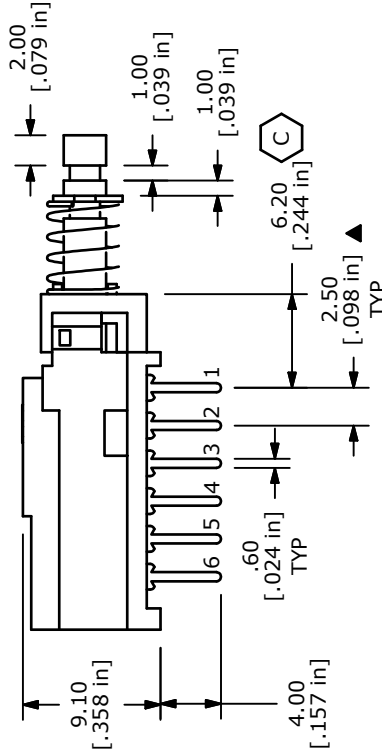
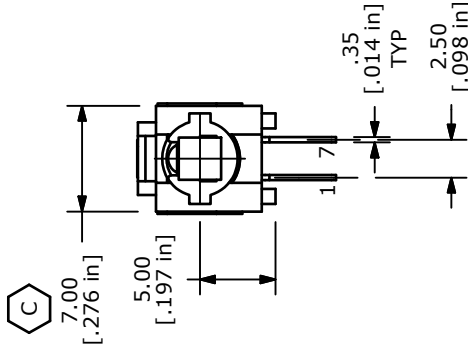
1. ALL DIMENSIONS IN MM [INCH]
2. GENERAL TOLERANCE: X.X=± 0.4
X.XX=± 0.25
3. TERM. NOS. FOR REFERENCE ONLY.
4. RATING 0.1A @30V DC
- ▲ 5. MATERIALS:
CONTACT/TERMINALS: SILVER PLATE (B)
HOUSING: PBT UL94V0
BASE: PA66 UL94V0
ACTUATOR: PA66 UL94V0
6. CONTACT RESISTANCE: 100 MILLI-OHM (INITIAL) (C)
- ▲ 7. TIMING: NON-SHORTING
8. OPERATING FORCE: 280± 50GF
9. TRAVEL: LATCHING
2MM TO LOCK
3MM OVERALL
10. ELECTRICAL LIFE: 10000 CYCLES
11. OPERATING TEMP: -20°C TO +70°C
12. ▲ DENOTES CRITICAL PARAMETER.
13. 2002/95/EC (ROHS) COMPLIANT



ISOMETRIC



E-SWITCH LOGO



E-SWITCH®

TITLE PBH4UEENAGVX

E	19671	UPDATE CIRCUIT DIAGRAM	2/10/11	BGL
D	15671	EDIT PC MOUNT DIM, ADD ROHS NOTE	1/10/06	PH
C	14893	CHANGED NOTES AND DIMENSIONS	5/3/05	JB
B	14790	ADD MATERIALS TO NOTES	3/29/05	AR
A	14691	RELEASED FOR PRODUCTION	2/14/05	AR
REV	PCR NO	DESCRIPTION	DATE	BY
THE INFORMATION CONTAINED IN THIS DOCUMENT IS PROPRIETARY TO E-SWITCH AND IS NOT TO BE COPIED OR TRANSFERRED				

SCALE 2:1

DATE 2/3/2005

DR AR

DWG Q960012

REV E