

Patch cable - VS-04-2X2X26C7/7-67A/67B/2,0 - 1653870


Please be informed that the data shown in this PDF Document is generated from our Online Catalog. Please find the complete data in the user's documentation. Our General Terms of Use for Downloads are valid (<http://download.phoenixcontact.com>)



Assembled USB cable, shielded, color: RAL 5021 (water blue), PUR outer sheath, USB type A/IP67 on USB type B/IP67, length: 2 m



Key commercial data

Packing unit	1 PCE
GTIN	 4 017918 970208
Custom tariff number	85444290
Country of origin	GERMANY

Technical data

Mechanical characteristics

Number of positions	4
Shielded	Yes
Insertion/withdrawal cycles	≥ 500
Cable diameter	6.70 mm
Cable structure	2x2xAWG26/7 + 2xAWG20/19; S/FTP
Length of cable	2 m
Ambient temperature (operation)	-20 °C ... 60 °C (cable, fixed installation)
Ambient temperature (operation)	0 °C ... 50 °C (cable, flexible installation)
Ambient temperature (operation)	(Plug / socket)

Material data

Housing material	PA
Sealing material	NBR
Material, O-ring	FPM
Outer sheath, material	PUR

Patch cable - VS-04-2X2X26C7/7-67A/67B/2,0 - 1653870

Technical data

Material data

External sheath, color	water blue RAL 5021
Degree of protection	IP67

Electrical characteristics

Rated voltage (III/3)	125 V
Rated current	1 A
Transmission characteristics (category)	USB 2.0

Line characteristics

Cable type	FireWire
Conductor cross section	4x 0.14 mm ² (signal line)
Conductor cross section	2x 0.5 mm ² (Power supply)
AWG signal line	26
Conductor structure signal line	7x 0.15 mm
AWG power supply	20
Conductor structure, voltage supply	19x 0.20 mm
Core diameter including insulation	1 mm (signal line)
External cable diameter	6.70 mm
Wire colors	White-blue, white-orange, white, black
External sheath, color	water blue RAL 5021
Insulation resistance	5 GΩ*km
Conductor resistance	150 mΩ/m
Transmission characteristics (category)	CAT7, for USB 2.0 (480 Mbps)
Working capacitance	42 pF
Wave impedance	100 Ω ±5 % (signal line)
Signal speed	0.72 c
Signal runtime	46 ns/m
Shield attenuation	60 dB (Up to 1000 MHz)
Interference suppression	90 dB (Up to 1000 MHz)
Nominal voltage, conductor	125 V
Test voltage, conductor	1000 V
Twisted pairs	2 cores to the pair
Type of pair shielding	Aluminum-lined polyester foil
Overall twist	Two pairs and two power supply wires to the core
Shielding	Braided shielding made of galvanized copper wires
Optical shield covering	65 %
Outer sheath, material	PUR
Material conductor insulation	Cell PE (signal line)

Patch cable - VS-04-2X2X26C7/7-67A/67B/2,0 - 1653870

Technical data

Line characteristics

Material conductor insulation	PVC (Power supply)
Conductor material	Bare Cu litz wires
Cable weight	56 kg/km
Smallest bending radius, fixed installation	≥ 35 mm
Smallest bending radius, movable installation	≥ 35 mm
Ambient temperature (operation)	-20 °C ... 60 °C (cable, fixed installation)
Ambient temperature (operation)	0 °C ... 50 °C (cable, flexible installation)

Classifications

ETIM

ETIM 2.0	EC000830
ETIM 3.0	EC001855
ETIM 4.0	EC001855
ETIM 5.0	EC001855

UNSPSC

UNSPSC 11	31261501
UNSPSC 12.01	31261501
UNSPSC 13.2	31261501
UNSPSC 6.01	31261501
UNSPSC 7.0901	31261501

eCl@ss

eCl@ss 4.0	27140816
eCl@ss 4.1	27260701
eCl@ss 5.0	27260701
eCl@ss 5.1	27260701
eCl@ss 6.0	27279218
eCl@ss 7.0	27060390

Accessories

Accessories

Protective covers

Patch cable - VS-04-2X2X26C7/7-67A/67B/2,0 - 1653870

Accessories

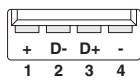
Protective covers - VS-SCRJ-PC - 1653757



IP67 protective cover, for covering the male inserts in the sleeve housings IP67, VS-SCRJ-..., VS-04-..., VS-06-... and VS-08-...

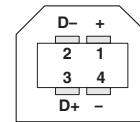
Drawings

Schematic diagram



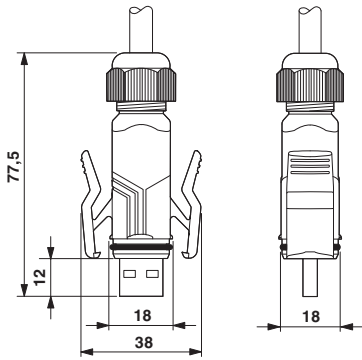
Pin assignment plug USB, type A

Schematic diagram



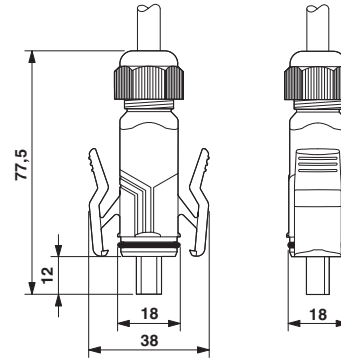
Plug pin assignment plug USB, type B

Dimensioned drawing



USB plug-in connector, type A, IP67

Dimensioned drawing



USB connector, type B, IP67

Circuit diagram

