



Features:

- ◇ Low-cost, high-performance replacement for many OEM DPMs
- ◇ Optional RED, GREEN, AMBER or POS GREEN backlit LCD
- ◇ Snap-in bezel mount eliminates mounting hardware
- ◇ Resistant to RF and EMI
- ◇ 3½ digits with high-contrast LCD
- ◇ 4-20 mA loop powered input
- ◇ User selectable, displayed engineering units

Specifications:

Display:	Digits:	3 ½ digits (±1999 counts)
	Type:	0.45" (11.4 mm) 7 segment LCD
Backlighting:		Optional Red Negative (red numbers/black background) Optional Green Negative (green numbers/black background) Optional Amber Negative (amber numbers/black background) Optional Green Positive (black numbers/green background)
	Polarity:	automatic, "*" displayed
	Annunciators:	°F, °C, PSI, % , user selectable
	Decimal Points:	3 position, user selectable
	Overrange:	three lower order digits blank for inputs >1999 & < -1999
Inputs:	Ranges:	4-20 mA DC
	Configuration:	bipolar differential
	Impedance:	300Ω nominal
Performance:	Accuracy:	±(0.1% fs + 2 count)
	Conversion Rate:	3 per second
	Normal Mode Rejection:	>30 db @ 60 Hz
	Common Mode Range:	±1 VDC max
	Common Mode Rej.:	>86 dB
	Adjustments:	span (gain) and zero (offset)
	Warmup:	10 minutes typical
	Temperature Coeff.:	± 100 ppm per °C typical
Environment:	Operating Range:	0 to 50 °C
	Storage Range:	-20 to 70 °C
Power Supply:		powered by the milliamp control loop
	Optional Backlight:	24 VDC at 35 mA typical
Mounting:		snap-in bezel mount or clamp and gasket
Connection:		2 screw terminal (4 with backlight)

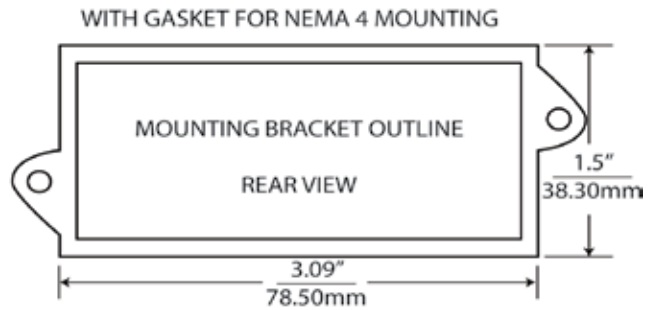
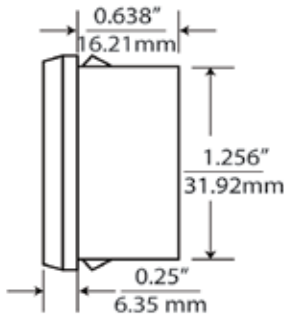
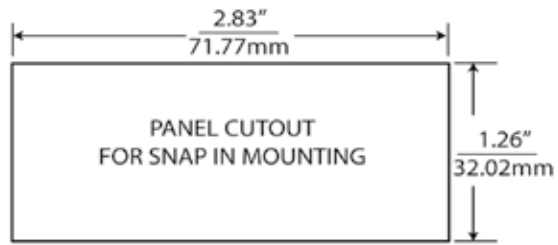
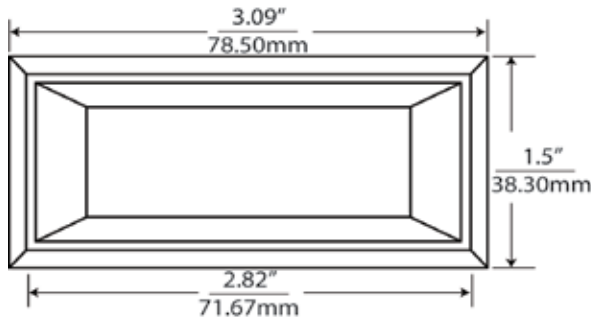
Ordering Information:

PART NUMBER	BACKLIGHT COLOR	BACKLIGHT POWER
DK191-XEC	NO BACKLIGHT	NONE
DK192-XEC	NEG AMBER	24VDC
DK194-XEC	NEG RED	24VDC
DK193-XEC	NEG GREEN	24VDC
DK195-XEC	POS GREEN	24VDC

PW2-24.....Regulated 120V AC to 24V DC Power Supply
 PW1.0..... 24V AC to adjustable DC output
 CPW1.5..... 24V AC to adjustable DC output
 CVC..... Calibrator



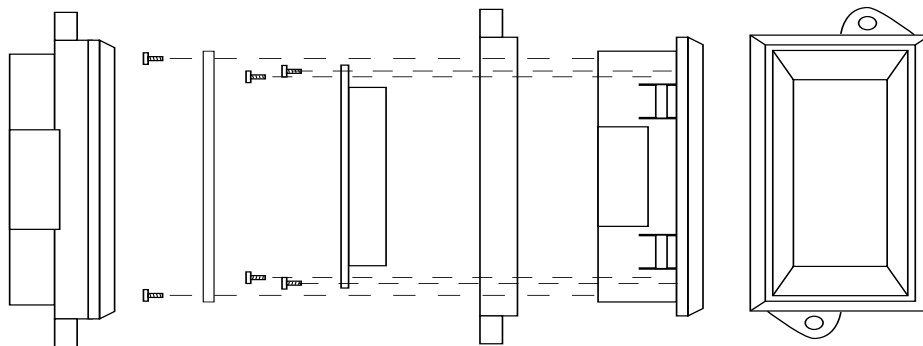
Dimensions



inches
mm

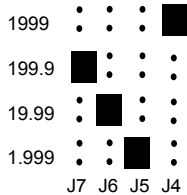
NOTES:

1. Panel thickness is: 0.032"/0.81mm to 0.25"/6.35mm
2. Gasket supplied is: 0.09"/2.25mm thick



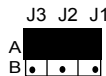
Jumper Selection & Wiring

1. DECIMAL SELECTION:

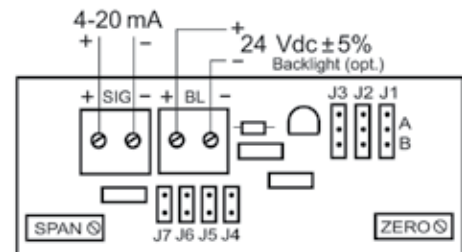
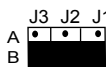


2. J1, J2, J3 SELECTION:

IF: OFFSET (ZERO) IS 0 or
OFFSET (ZERO) > 0 and GAIN (SPAN) + OFFSET (ZERO) ≥ 5



IF: OFFSET (ZERO) > 0 and GAIN (SPAN) + OFFSET (ZERO) < 5



WIRING