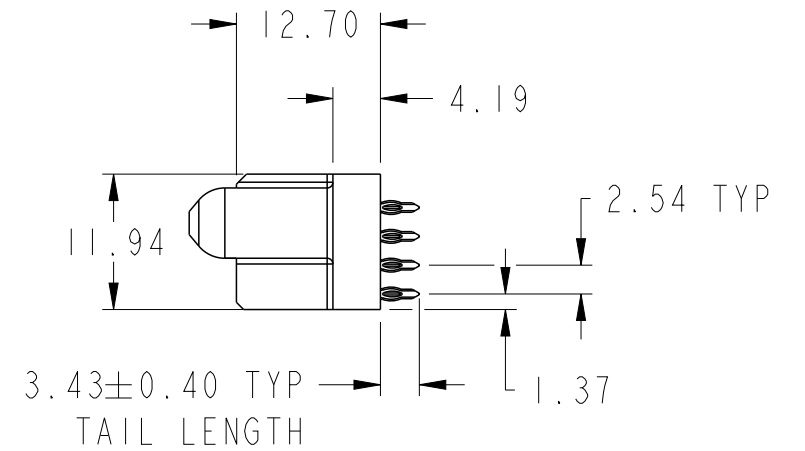
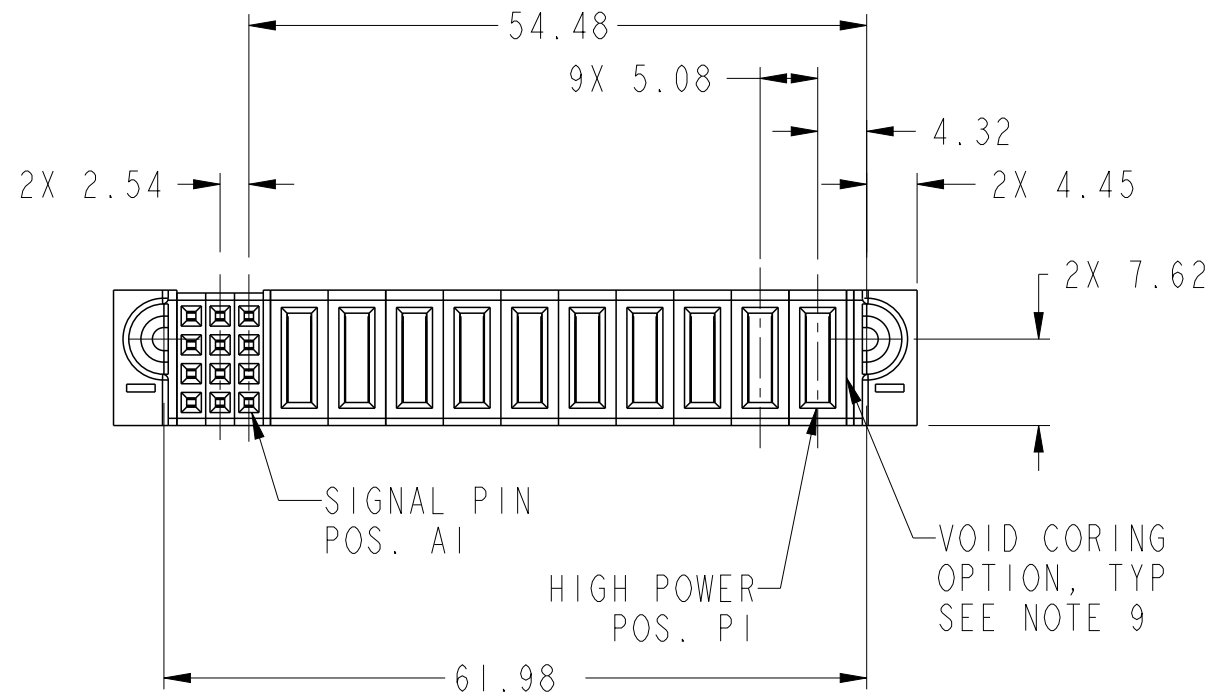
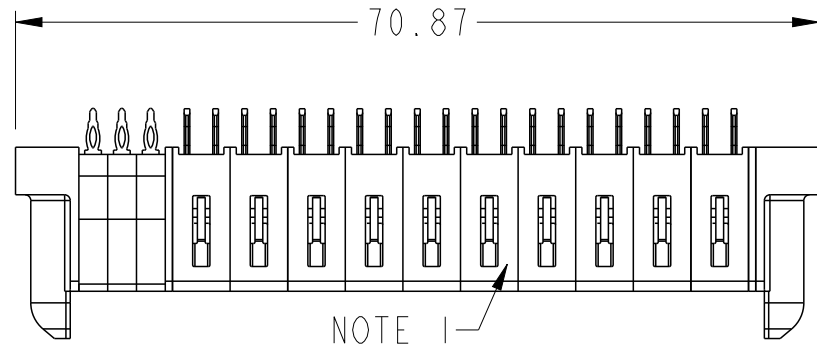
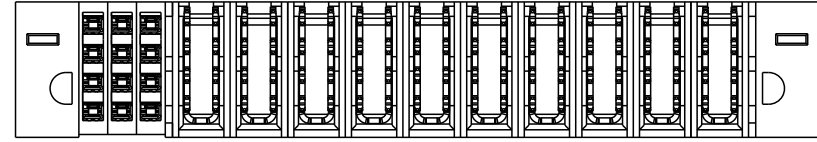


PRODUCT NUMBER SEE SHEET 2



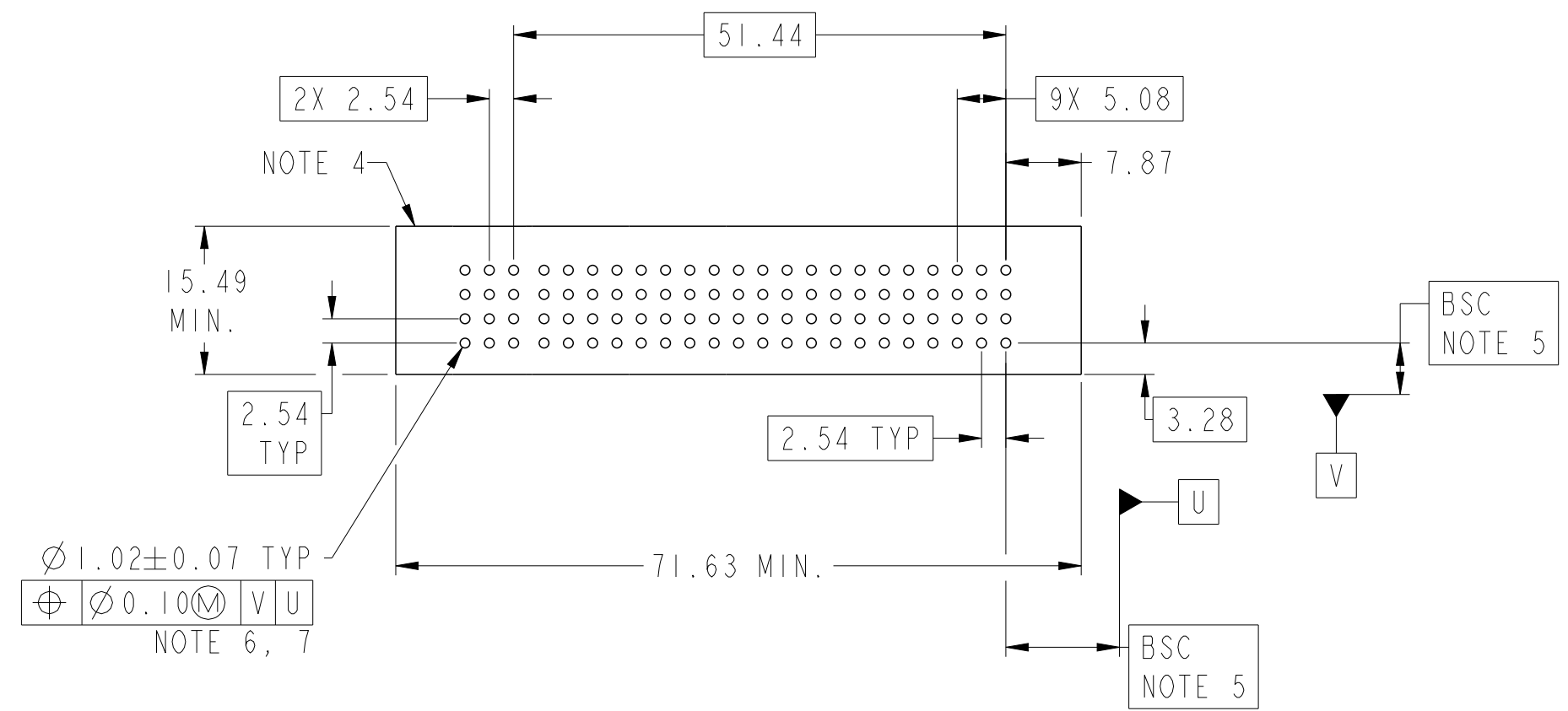
spec ref		dr	Peng-Bing Fu	2013/04/10	projection	MM	size	A3	scale	3:2
tolerance std		eng	Peng-Bing Fu	2013/05/07			ecn no		-	
ASME Y14.5		chr	-	-			rel level		Released	
TOLERANCES UNLESS OTHERWISE SPECIFIED		appr	Pei-Ming Zheng	2013/05/07	product family		PowerBlade+		-	
surface		linear	0.X	±0.50		part no		10HDP +12S		rev A
			0.XX	±0.25		VT PF RECEPTACLE		dwg no 10106139-A003001		
			0.XXX	±0.10		cat. no.			Product - Customer Drw	
ASME Y14.5	angular	0°	±2°	www.fci.com	sheet 1 of 3					



Copyright FCI.

PRODUCT NO.	ROWS	SIGNAL														E2	
		HIGH POWER															
10106139-A003001LF	DCBA	E1	3	2	1	P10	P9	P8	P7	P6	P5	P4	P3	P2	P1		
			FFF	FFF	FFF	HG	HG	HG	HG	HG	HG	HG	HG	HG	HG	HG	
			FFF	FFF	FFF												
			FFF	FFF	FFF												

CODE	DESCRIPTION
F	STD SIGNAL CONTACT
HG	STD HIGH POWER CONTACT (3.43)



Copyright FCI.

dr	Peng-Bing Fu	2013/04/10	projection	MM	size	A3	scale	3:2	
eng	Peng-Bing Fu	2013/05/07			ecn no				
chr	-	-			-				
appr	Pei-Ming Zheng	2013/05/07	product family	PowerBlade+	rel level				
					title 10HDP +12S VT PF RECEPTACLE		dwg no 10106139-A003001		rev A
www.fci.com			cat. no.		Product - Customer Drw			sheet 2 of 3	

A

B

C

D

A

B

C

D

NOTES:

- 1) "FCI", PART NUMBER AND DATE CODE TO BE MARKED ON THIS SURFACE.  
THE MARK CAN BE OMITTED IF THERE IS NOT ENOUGH SPACE ON THIS SURFACE.
- 2) MATERIALS:  
-HOUSING - GLASS FILLED WITH HIGH TEMP THERMOPLASTIC, UL94V-0.  
-SIGNAL CONTACT - COPPER ALLOY.  
-POWER CONTACT - HIGH CONDUCTIVITY COPPER ALLOY.
- 3) PLATING SPECIFICATION REFER TO FCI 10116351
- 4) DENOTES CONNECTOR KEEP OUT ZONE.
- 5) DATUM AND BASIC DIMENSIONS WERE ESTABLISHED BY CUSTOMER.
- 6) ALL HOLE DIAMETERS ARE FINISHED HOLE SIZES.
- 7)  $1.15 \pm 0.025$ MM DRILLED HOLE PLATED WITH 0.00762MM MIN Sn  
OVER 0.0254-0.0762MM Cu PLATING TO ACHIEVE A  $1.02 \pm 0.07$ MM HOLE.
- 8) PRODUCT SPECIFICATION REFER TO FCI GS-12-658.  
APPLICATION SPECIFICATION REFER TO FCI GS-20-141.  
PRODUCT PACKAGED IN TRAYS, REFER TO FCI GS-14-1502.
- 9) THE VOID CORING IN BETWEEN POWER MODULES, SIGNAL  
MODULES AND END MODULES ARE OPTIONAL AND THE SHAPE  
MAY BE DIFFERENT FOR OPTIMIZE THE MOLDING PROCESS. THE  
VOID CORING WILL NOT EFFECT TO PRODUCT FUNCTION.



Copyright FCI.

dr	Peng-Bing Fu	2013/04/10	projection 	MM 	size	A3	scale	1:1
eng	Peng-Bing Fu	2013/05/07			ecn no	-		
chr	-	-	product family	PowerBlade+	rel level	Released		
appr	Pei-Ming Zheng	2013/05/07			title	10HDP +12S VT PF RECEPTACLE		dwg no 10106139-A003001 rev A
www.fci.com			cat. no.	Product - Customer Drw		sheet 3 of 3		