

## Printed-circuit board connector - PST 1,3/ 2-LH-5,0 - 1704275

Please be informed that the data shown in this PDF Document is generated from our Online Catalog. Please find the complete data in the user's documentation. Our General Terms of Use for Downloads are valid (<http://download.phoenixcontact.com>)

Header, Nominal current: 14 A, Rated voltage (III/2): 400 V, Number of positions: 2, Pitch: 5 mm, Color: Black, Contact surface: Tin, Assembly: Soldering, Voltage and current depend on the plug-in terminal block used.




The figure shows a 10-position version of the product

### Product Features

- Patented coding available on request
- 5.0 mm pitch
- Reliable contact system with high current carrying capacity
- Very stable thanks to the L-shaped base strips
- Highly flexible conductor protection for easy, repeated connection
- Plug-in system with a total of five plug-in options



### Key commercial data

Packing unit	1 PCE
Minimum order quantity	250 PCE
GTIN	 4 017918 994884
Custom tariff number	85366990
Country of origin	GERMANY

### Technical data

#### Dimensions / positions

Length	10.8 mm
Pitch	5 mm
Dimension a	5 mm
Number of positions	2
Pin dimensions	1,3 mm

# Printed-circuit board connector - PST 1,3/ 2-LH-5,0 - 1704275

## Technical data

### Dimensions / positions

Hole diameter	1.5 mm
---------------	--------

### Technical data

Range of articles	PST 1,3/...-LH
Insulating material group	IIIb
Rated surge voltage (III/3)	4 kV
Rated surge voltage (III/2)	4 kV
Rated surge voltage (II/2)	4 kV
Rated voltage (III/2)	400 V
Rated voltage (II/2)	400 V
Connection in acc. with standard	EN-VDE
Nominal current $I_N$	13.5 A (depends on the plug used)
Nominal voltage $U_N$	250 V
Maximum load current	13.5 A (depends on the plug used)
Insulating material	PA
Inflammability class according to UL 94	V0
Color	Black
Nominal voltage, UL/CUL Use Group B	300 V
Nominal current, UL/CUL Use Group B	10 A
Nominal voltage, UL/CUL Use Group D	300 V
Nominal current, UL/CUL Use Group D	10 A

## Classifications

### ETIM

ETIM 3.0	EC001121
ETIM 4.0	EC002637
ETIM 5.0	EC002637

### UNSPSC

UNSPSC 11	34131203
UNSPSC 12.01	39121432
UNSPSC 13.2	39121432
UNSPSC 6.01	30211801
UNSPSC 7.0901	39121432

### eCl@ss

eCl@ss 4.0	272607xx
------------	----------

# Printed-circuit board connector - PST 1,3/ 2-LH-5,0 - 1704275

## Classifications

### eCl@ss

eCl@ss 4.1	27260701
eCl@ss 5.0	27260701
eCl@ss 5.1	27260701
eCl@ss 6.0	27260704
eCl@ss 7.0	27440402

## Approvals

### Approvals


#### Approvals


UL Recognized / cUL Recognized / GOST / GOST / cULus Recognized


#### Ex Approvals

#### Approvals submitted

### Approval details

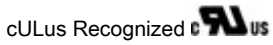
UL Recognized 		
	B	D
Nominal current I <sub>N</sub>	10 A	10 A
Nominal voltage U <sub>N</sub>	300 V	300 V

cUL Recognized 		
	B	D
Nominal current I <sub>N</sub>	10 A	10 A
Nominal voltage U <sub>N</sub>	300 V	300 V

GOST 		
--	--	--

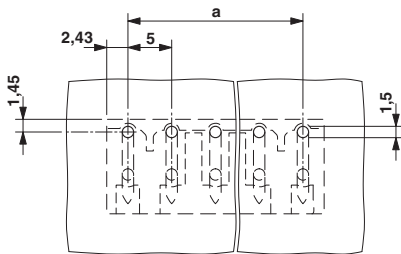
# Printed-circuit board connector - PST 1,3/ 2-LH-5,0 - 1704275

## Approvals

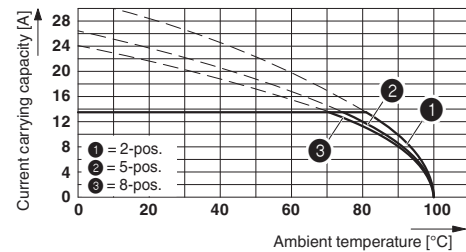


## Drawings

Drilling diagram



Diagram



Derating diagram in connection with PT 2,5/...-PVH-5,0; reduction factor=0.8; conductor cross section=4 mm<sup>2</sup>

Dimensioned drawing

