THIS COPY IS PROVIDED ON A RESTRICTED BASIS AND IS NOT TO BE USED IN ANY WAY DETRIMENTAL TO THE INTERESTS OF PANDUIT CORP.

PANDUIT PART NO. **	PANEL THICKNESS	A	B	C	D	E REF.	F * REF.	G * REF.
GE_36FR-C (Y)	TO 0.036 (0.91)	0.025 (0.64)	0.045 (1.14)	0.087 (2.21)	0.030 (0.76)	0.106 (2.69)	.105	0.150 (3.81)
GE_62FR-C (Y)	0.036 - 0.062 (0.91)-(1.57)	0.035 (0.89)	0.070 (1.78)	0.130 (3.30)	0.030 (0.76)	0.131 (3.33)	.105	0.150 (3.81)
GE-99FR-C (Y)	0.062 -0.099 (1.57)-(2.51)	0.054 (1.37)	0.108 (2.74)	0.155 (3.94)	0.030 (0.76)	0.169 (4.29)	.125	0.150 (3.81)
GE-144FR-C (Y)	0.099 - 0.144 (2.51)-(3.66)	0.090 (2.29)	0.152 (3.86)	0.192 (4.88)	0.030 (0.76)	0.213 (5.41)	.160	0.150 (3.81)

A

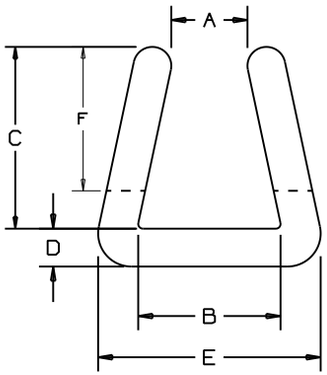

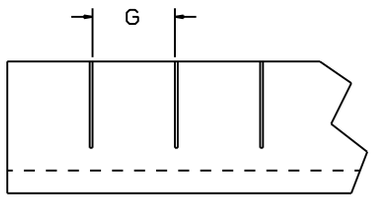

SOLID WALL

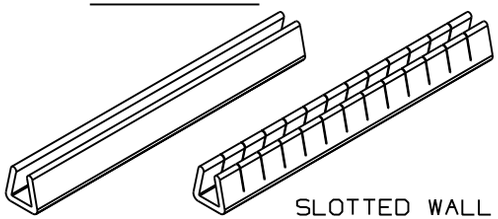

SLOTTED WALL

NOTES:

* 1) DIM'S F & G APPLY ONLY TO SLOTTED GROMMET EDGING.

** 2) PART NO. EXAMPLE:

GE S 36 FR - C (Y)

- (Y): RoHS COMPLIANT PART DESIGNATION
- C: 100 FOOT ROLL
- FR: FLAME RETARDANT POLYETHYLENE
- 36: MAX. PANEL THICKNESS
- S: S=SOLID, E=SLOTTED
- GE: GROMMET EDGING

3) SEE CURRENT PRICE SHEET FOR PART NO. SUFFIX DESIGNATION FOR PACKAGE SIZE.

4) COLOR: NATURAL

5) SLOTTED WALL STYLE IS RECOMMENDED FOR INSIDE EDGE OF PANEL CUT OUTS.
SOLID WALL STYLE IS RECOMMENDED FOR STRAIGHT, OUTSIDE EDGES.

(DIMENSIONS IN PARENTHESES ARE IN METRIC.)

CAD FILENAME/LAYERS: G03597D0_DC_GB0281BA_05/00A

PANDUIT CORP. TINLEY PARK, ILLINOIS

B

FLAME RETARDANT POLYETHYLENE
GROMMET EDGING
(CUSTOMER DRAWING)

UNLESS OTHERWISE SPECIFIED, DIMENSIONAL TOLERANCES ARE:
(.X) ±0.1(2.5) (.XXX) ± 0.020(.5)
(.XX) ±0.05(1.3) ANGLES ± 5°

UNLESS OTHERWISE SPECIFIED, ALL DIMENSIONS ARE GIVEN IN INCHES, THIRD ANGLE PROJECTION.

DRAWN BY: SJSU
DATE: 4-15-93
CHK'D:
MAT'L: SEE NOTE #2
SCALE: NONE
DRAWING NO.: GB0281BA
DWG SIZE: A

REV	DATE	BY	CHK	DESCRIPTION	ECN - R		CUST	SUP
5	7/19/12	LEF	VJS	A: REMOVE OBSOLETE PART GE_189FR-C B: ADD CUSTOMER DRW TO TITLE BLK.	GB0281BA	5	RAMI	
4	5/29/08	JAD		ADDED (Y) PART NUMBERS	GB0281BA	4		