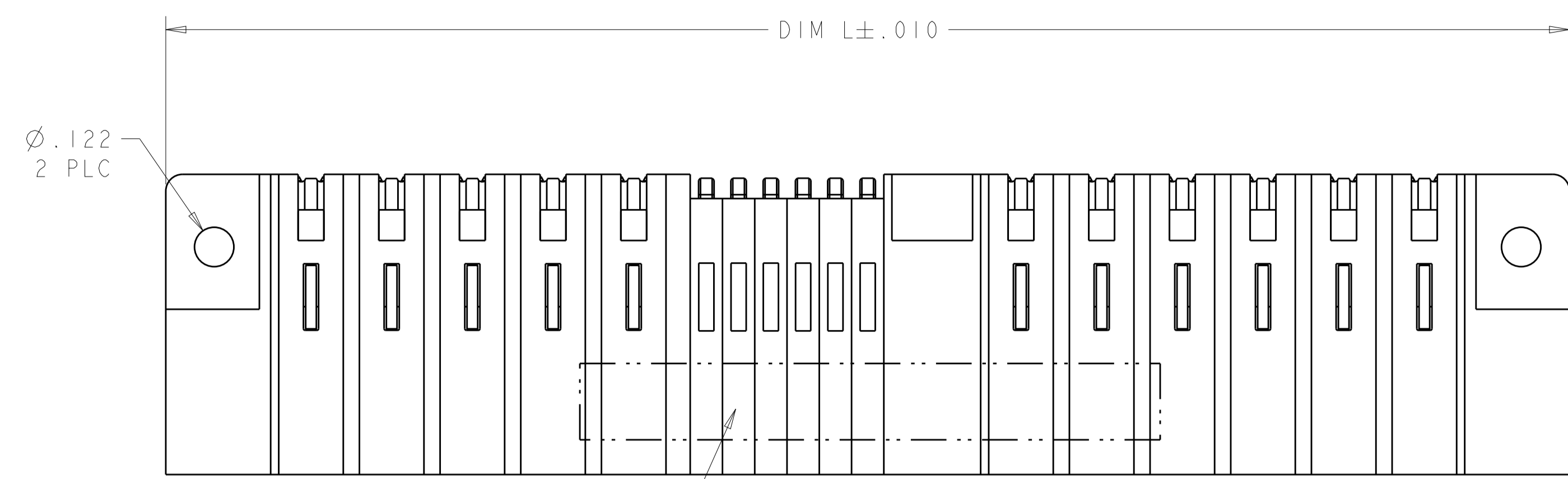
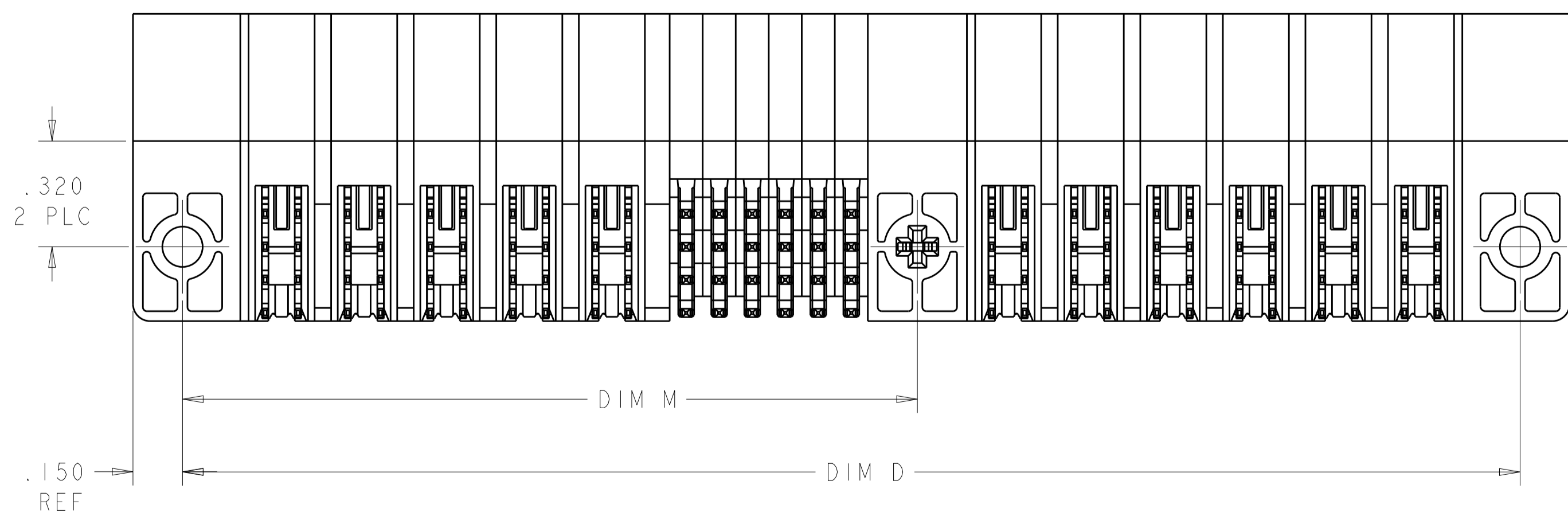
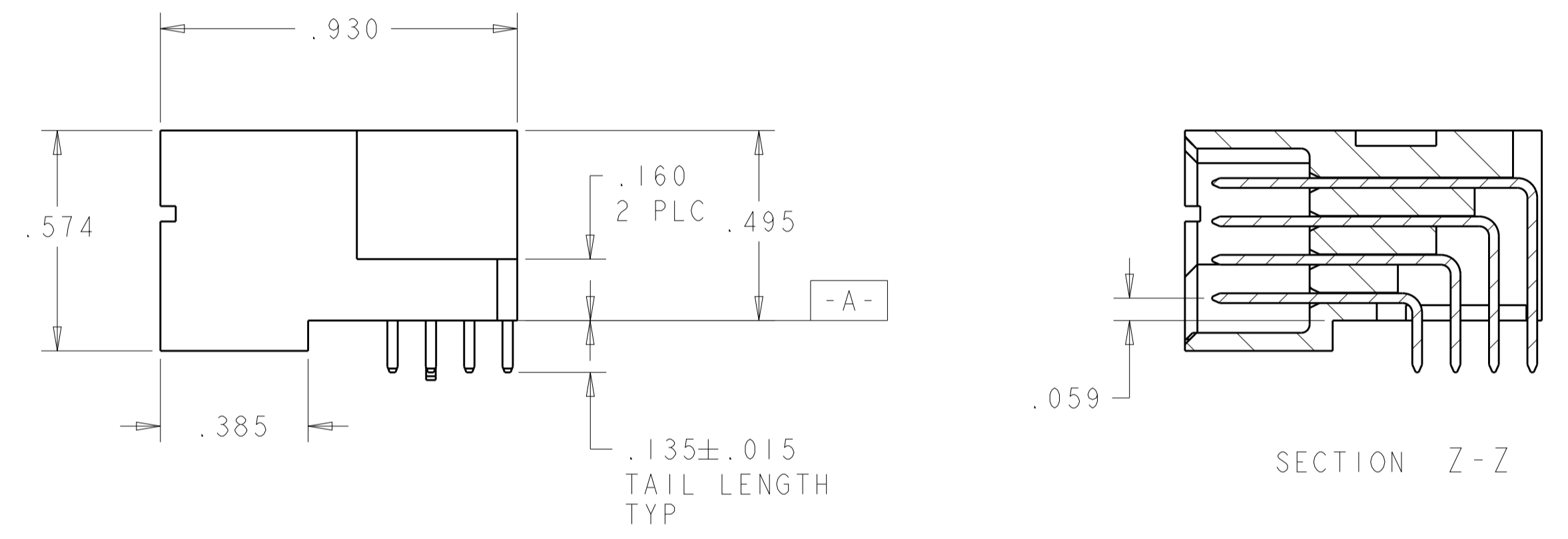
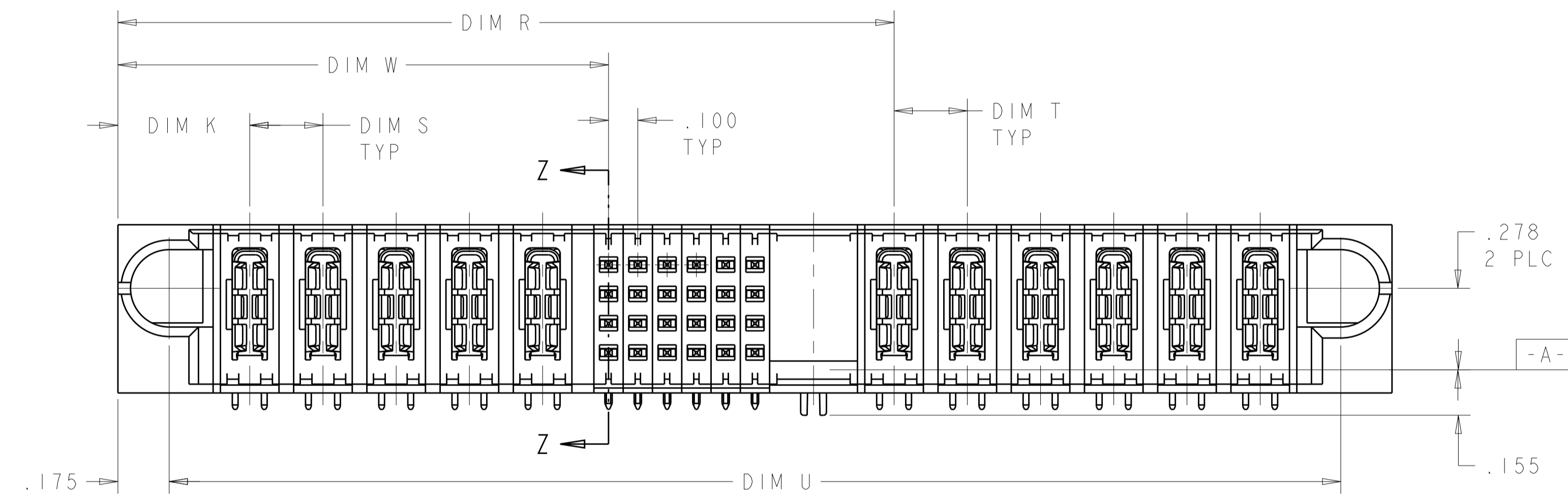


LOC	DIST	REVISIONS			
P	LTN	DESCRIPTION	DATE	DWN	APVD
ES	00				
A		REV PER ECR-07-007295	29MAY2007	CZ	SY
A1		ADVISED	20MAR2013	ML	SZ



- 1 "AMP", PART NUMBER, AND DATECODE TO BE MARKED IN AREA SHOWN. PARTS UNDER 2.00 LONG MAY BE MARKED ON BOTH SIDES.
- 2 MATERIAL: HOUSING - GLASS FILLED HIGH TEMP THERMO PLASTIC, UL94 V-0  
SIGNAL CONTACT - COPPER ALLOY  
POWER CONTACT - HIGH CONDUCTIVITY COPPER ALLOY
- 3 CONTACT PLATING: NOBLE METAL PLATING ON CONTACT FUNCTIONAL AREA OF POWER AND SIGNAL CONTACTS
- 4 MECHANICAL CONNECTOR KEEP OUT ZONE.
- 5 DATUM AND BASIC DIMENSIONS ESTABLISHED BY CUSTOMER.
- 6 PCB - HOLE DIAMETERS ARE FINISHED HOLE SIZE.
- 7 PCB -  $.0453 \pm .0010$  DRILLED HOLES PLATED WITH  $.0003$  MIN Sn OVER  $.001$  TO  $.003$  Cu PLATING TO ACHIEVE A  $.040$  DIA HOLE.
- 8 NOT RELEASED FOR PRODUCTION.
- 9 VARIABLE DIMENSION SHOW ON VIEW (SHEET 2).



4.000	.250	.250	2.650	1.675	4.050	2.225	4.350	.450	5P + 24S + 1M + 6P	1892210-1
DIM U	DIM S	DIM T	DIM R	DIM W	DIM D	DIM M	DIM L	DIM K	DESCRIPTION	PART NUMBER

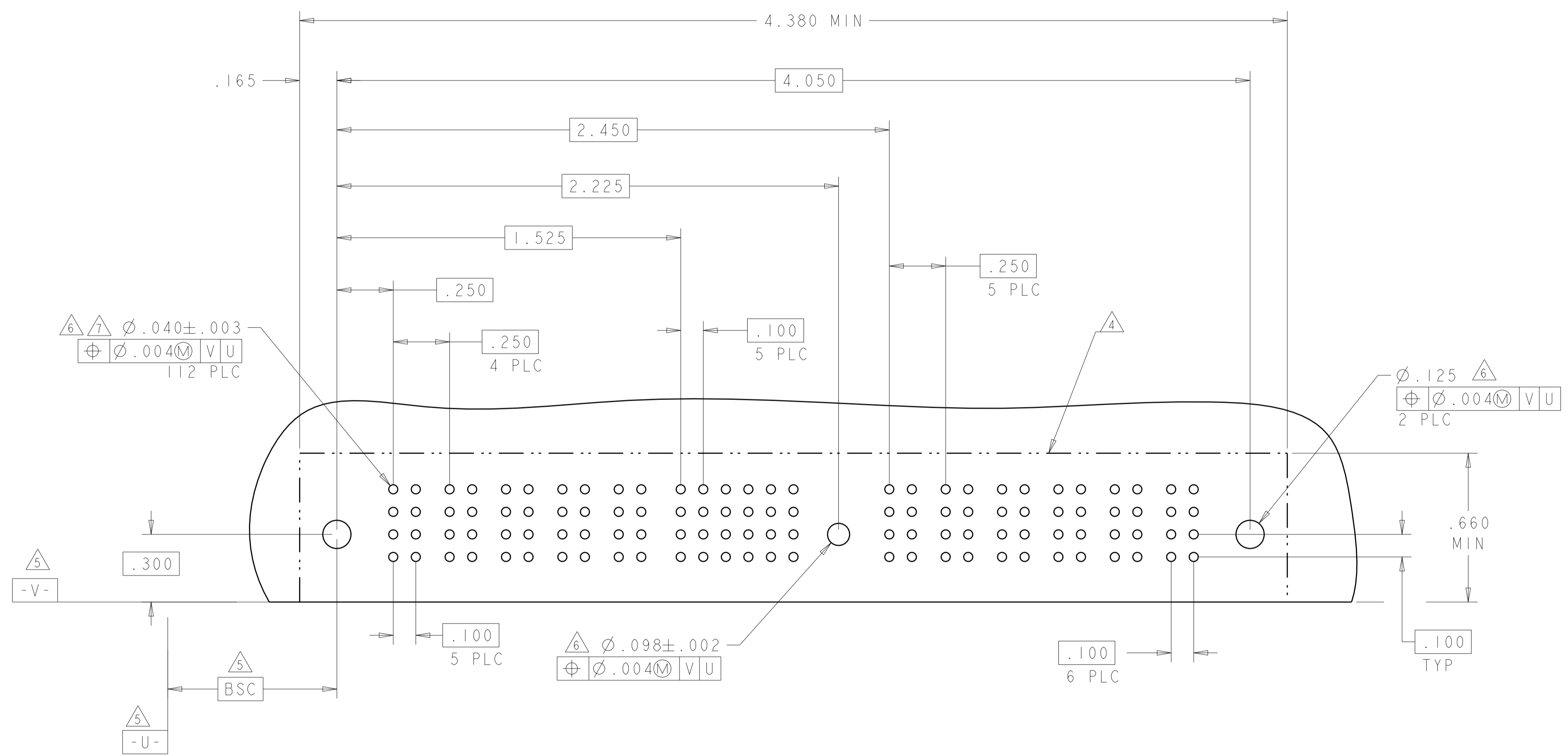
THIS DRAWING IS A CONTROLLED DOCUMENT.

DIMENSIONS: INCHES	TOLERANCES UNLESS OTHERWISE SPECIFIED: 0 PLC ± .01 1 PLC ± .01 2 PLC ± .01 3 PLC ± .005 4 PLC ± .002 ANGLES ± 30°	DWN C. ZHOU CHK S. ZHAO APVD S. YAO	29MAY2007 29MAY2007	TE Connectivity
MATERIAL : 2	FINISH : 3	NAME S. YAO	DATE 29MAY2007	
CUSTOMER DRAWING		SCALE 1:1 SHEET 1 OF 2 REV A1		PRODUCT SPEC 108-1973 APPLICATION SPEC 114-13038 WEIGHT - RESTRICTED TO A100779C=1892210

LOC	DIST	REVISIONS			
P	LTN	DESCRIPTION	DATE	DWN	APVD
ES	00	SEE SHEET 1			

PART NUMBER	ROWS	POWER					SIGNAL						CM	POWER					
		P1	P2	P3	P4	P5	1	2	3	4	5	6		P6	P7	P8	P9	P10	P11
1892210-1	D C B A	TM	TM	TM	TM	TM	J	J	J	J	J	J	TM	TM	TM	TM	TM	TM	TM
		TM	TM	TM	TM	TM	K	K	K	K	K	K	TM	TM	TM	TM	TM	TM	TM
		TM	TM	TM	TM	TM	S	S	S	S	S	H	TM	TM	TM	TM	TM	TM	TM

5P + 24S + 1M + 6P



J	SIGNAL CONTACT,STD	D
K	SIGNAL CONTACT,STD	C
N	SIGNAL CONTACT,STD	B
S	SIGNAL CONTACT,STD	A
H	SIGNAL CONTACT,MLBF	A
TM	STD PLUG POWER CONTACT	-
CODE	DESCRIPTION	ROW
DESCRIPTION		

DIMENSIONS:		TOLERANCES UNLESS OTHERWISE SPECIFIED:	
INCHES		0 PLC	±
		1 PLC	±.01
		2 PLC	±.01
		3 PLC	±.005
		4 PLC	±.0020
		ANGLES	±.02
		FINISH	AS

THIS DRAWING IS A CONTROLLED DOCUMENT.		DWN	C. ZHOU	29MAY2007
		CHK	S. ZHAO	29MAY2007
		APVD	S. YAO	
		NAME	RIGHT ANGLE SOLDER HEADER ASSY MULTI-BEAM XL (THREE BEAM)	
		PRODUCT SPEC	108-1973	
		APPLICATION SPEC	114-13038	
		SIZE	CAGE CODE	DRAWING NO
		WEIGHT	A100779	C=1892210
		CUSTOMER DRAWING	SCALE	1:1 SHEET 2 OF 2 REV A1