



Thermoelectric cooling unit for medical and industrial applications

The Liquid-to-Air Series thermoelectric assembly (TEA) offers dependable, compact performance by cooling objects via liquid to transfer heat. Heat is absorbed through a liquid heat exchanger and dissipated thru a high density heat sink equipped with an air ducted shroud and brand name fan. The thermoelectric modules are custom designed to achieve a high coefficient of performance (COP) to minimize power consumption. This product series is available in a wide range of cooling capacities and voltages. Custom configurations are available, however, MOQ applies.

FEATURES

- Compact form factor
- Precise temperature control
- Reliable solid-state operation
- DC operation
- RoHS compliant

APPLICATIONS

- Medical Diagnostics
- Industrial Lasers
- Medical Lasers
- Analytical Instrumentation

Americas: +1.919.597.7300

Europe: +46.31.420530

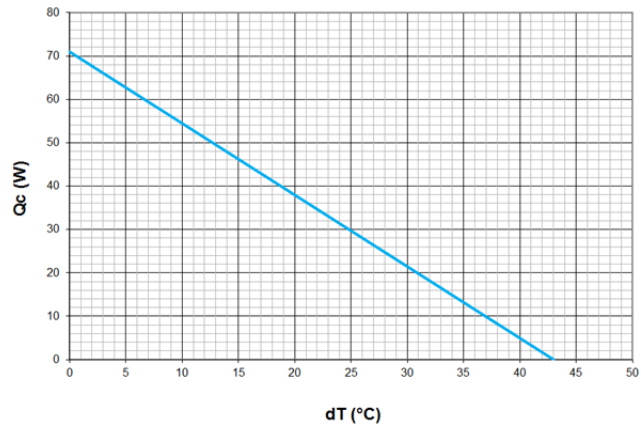
Asia: +86.755.2714.1166

ets.sales@lairdtech.com

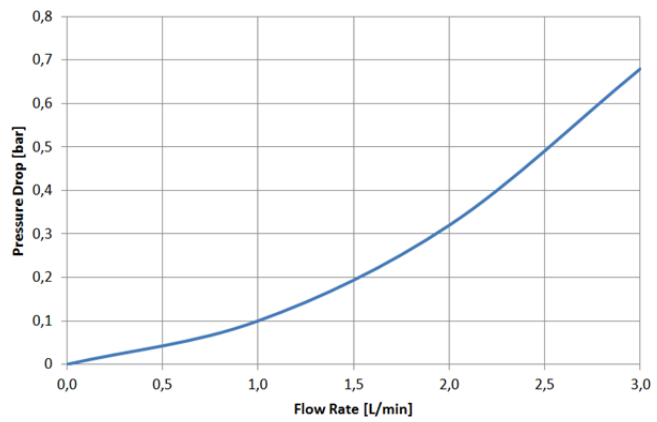
www.lairdtech.com

Liquid-to-Air Thermoelectric Assembly

Qc vs dT



Pressure Drop vs Flow Rate



SPECIFICATIONS

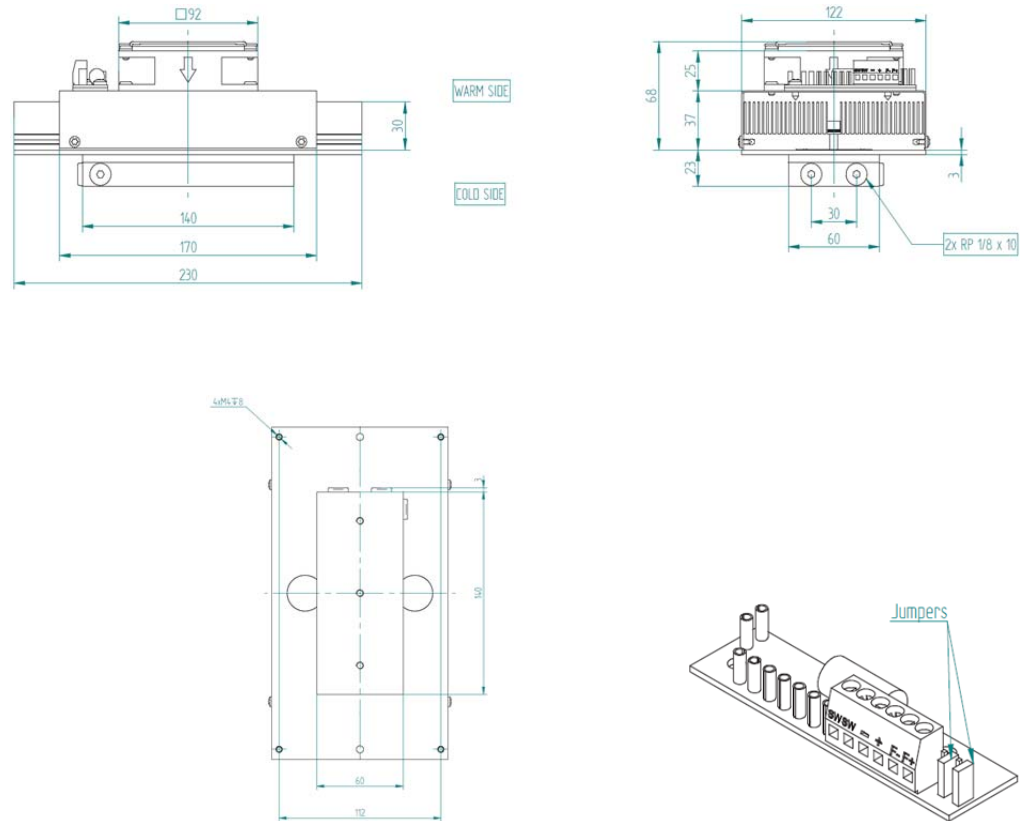
TECHNICAL

Technology	Thermoelectric based
Cooling at $\Delta T = 0^\circ\text{C}$	71 W
Voltage (nominal/maximum)	24/30 VDC
Current draw, $\pm 10\%$ (nominal/startup)	3.4/4.3 A
Weight	2 kg
MTBF (fans)	50,000 hours

ENVIRONMENTAL

Temperature range	-10°C to $+49^\circ\text{C}$ (-40°F to $+143^\circ\text{F}$)
Over temp Thermostat	$75^\circ\text{C} \pm 5^\circ\text{C}$ on hot side heat sink surface

MECHANICAL DRAWING



Note:

- For overheating protection, the cooler is equipped with a bimetal thermostat. The maximum rating for the thermostat is 8 A dc. For systems with 8 A or less, the thermostat can be connected directly in series with the thermoelectric modules (TEMs). Otherwise, connect the TEMs to the power source through a relay of suitable rating which state is controlled with the bimetal thermostat.
- Turbulators are mounted inside liquid channels to turbulate flow
- Cold block requires insulation to minimize moisture buildup under dew point conditions.

THR-DS-LA-075-24-02-00-00_121715

Any information furnished by Laird and its agents is believed to be accurate and reliable. All specifications are subject to change without notice. Responsibility for the use and application of Laird materials rests with the end user, since Laird and its agents cannot be aware of all potential uses. Laird makes no warranties as to the fitness, merchantability or suitability of any Laird materials or products for any specific or general uses. Laird, Laird Technologies, Inc or any of its affiliates or agents shall not be liable for incidental or consequential damages of any kind. All Laird products are sold pursuant to the Laird Technologies' Terms and Conditions of sale in effect from time to time, a copy of which will be furnished upon request. © Copyright 2014 Laird Technologies, Inc. All Rights Reserved. Laird, Laird Technologies, the Laird Logo, and other marks are trademarks or registered trademarks of Laird Technologies, Inc. or an affiliate company thereof. Other product or service names may be the property of third parties. Nothing herein provides a license under any Laird or any third party intellectual property rights.