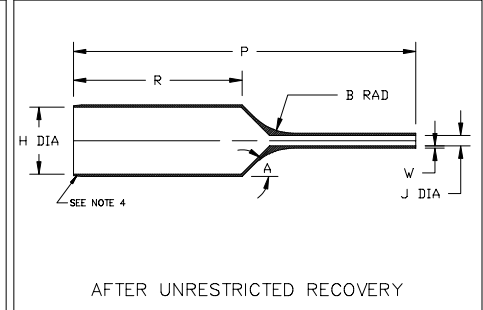
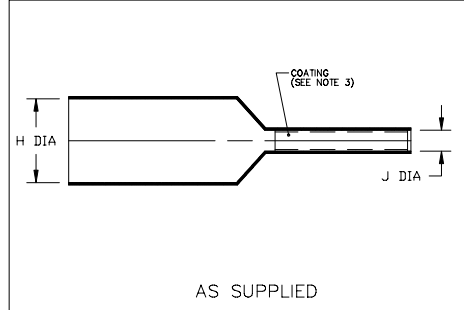


Molded Parts Specification Control Drawing

Part Number : 207A154-X-01
Description : BOOT, STRAIGHT

NOTES

- All dimensions are in inches.
- Dimensions appearing in table are as follows:
 - a - As Supplied
 - b - After Unrestricted Recovery
- Coating Raychem /42 as supplied dimensions appearing are for uncoated parts. When coating is added, entry diameters will be reduced by .12 max.
- Part to have a beveled edge toward center of part on the "H" entry.
- Internal diameter of molded "H" corner must be greater than or equal to 2.50 in the expanded state.



PART NUMBER	H		J		A Ref b	B Ref b	P Ref b	R Ref b	W Ref b
	a	b	a	b					
207A154-X-01	3.45 3.09	2.30 2.15	.87 Min	.30 .28	40°	2.00	11.38 11.12	5.00	.115 .085

tyco
Electronics **Raychem**
TYCO ELECTRONICS
300 CONSTITUTION DRIVE
MENLO PARK, CALIFORNIA 94025

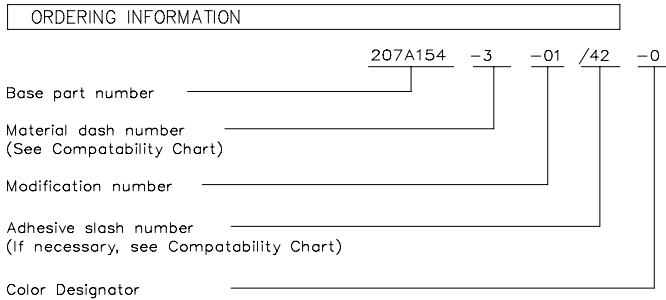
Revision : C
Date : 12/5/03

Part Number : 207A154-X-01
Description : BOOT, STRAIGHT

Molded Parts Specification Control Drawing

Part Number : 207A154-X-01
Description : BOOT, STRAIGHT

MATERIAL DASH NO.	MATERIAL DESCRIPTION	RT SPEC	COATING SLASH NO.	COATING S NO.	COATING DESCRIPTION
-3	Polyolefin, Semi-rigid	RT-301	/42	S-1017	Adhesive



THIS DRAWING IS SUBJECT TO CHANGE WITHOUT NOTICE; CONSULT YOUR NEAREST FIELD REPRESENTATIVE FOR CURRENT REVISION

If this document is printed it becomes uncontrolled.
Check for the latest revision.

tyco
Electronics **Raychem**
TYCO ELECTRONICS
300 CONSTITUTION DRIVE
MENLO PARK, CALIFORNIA 94025

Revision : C
Date : 12/5/03

Part Number : 207A154-X-01
Description : BOOT, STRAIGHT
CAD FILE MP03262