
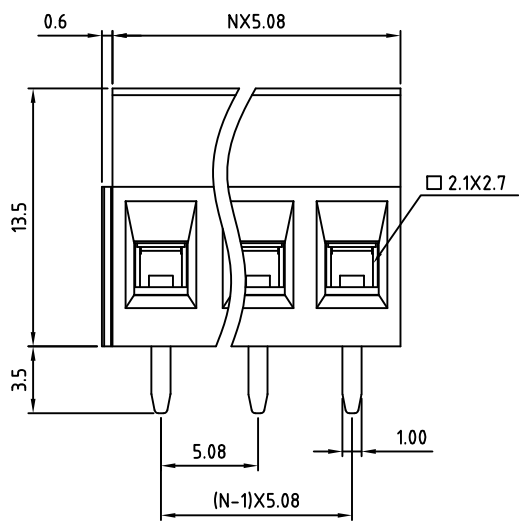



SIGN	DATE	DESCRIPTION	APPROVER
THIS IS CAD DRAWING, DO NOT REVISE MANUALLY!!!			



- Material**
- Terminal body
 - (metal housing): Brass(CuZn)
 - Terminal screw: Steel Zinc plating "-" slot type
 - Contacts: Brass
 - Surface of solder tail: Tin plated
 - Insulator (housing): Thermoplastic (UL94V-0)

- Electrical cULus/ FIMKO**
- Voltage rating: 300VAC / 300VAC
 - Current rating: 16A / 17.5A
 - Wire range: 0.5-1.5mm²
Solid wire(AWG): 12-28
Stranded wire(AWG): 12-28
 - Torque: 3.5Lb-In / 0.4N.m
 - Screw: M3
 - Wire strip length: 6-7mm
 - Withstanding Voltage: 1.6KV / 2.5KV
 - Operating temperature: -30°C to +105°C
 - Soldering temperature: 250°C±10°C/5 Sec
 - Safety Approval:

RoHS Compliant

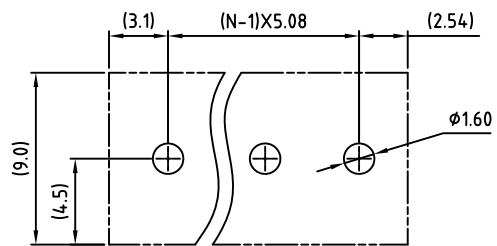
PART NUMBER:

OSTVIXX2152

- | | |
|--------------|---------------------|
| No. of Poles | COLOR: |
| 02: 2 Poles | 0: Black |
| 03: 3 Poles | 5: Green (Standard) |
| | 6: Blue |
| 24: 24 Poles | 8: Grey |

N=Number of poles

P.C.B LAYOUT



THESE DRAWINGS AND SPECIFICATIONS ARE THE PROPERTY OF ON-SHORE TECHNOLOGY, INC. AND SHALL NOT BE REPRODUCED, COPIED OR USED IN ANY MANNER WITHOUT THE PRIOR WRITTEN CONSENT OF ON-SHORE TECHNOLOGY, INC.



TITLE		OSTVI 5.08 SERIES 180° wire inlet (without cover)		
PART NO.	OSTVIXX2152	DWG NO.	OSTVIXX2152.DWG	
APPROVED	CHECKED	DESIGNED	DRAWN	CUST NO.
Shi Jun 2006.10.20	Marvin 2006.10.20	Marvin 2006.10.20	Marvin 2006.10.20	
SHEET: 01/01				Tolerance
				X. ±0.50
				X.X ±0.30
				X.XX ±0.10
				X° ±1°