

Sensor/Actuator cable - SAC-4P- 5,0-542/M8 FR SH BK - 1406020


Please be informed that the data shown in this PDF Document is generated from our Online Catalog. Please find the complete data in the user's documentation. Our General Terms of Use for Downloads are valid (<http://phoenixcontact.com/download>)



Sensor/Actuator cable, 4-position, PVC, yellow, shielded, free cable end, on Socket angled M8, Cable length: 5 m



Key Commercial Data

| | |
|------------------------|---|
| Packing unit | 1 STK |
| Minimum order quantity | 50 STK |
| GTIN |  4 046356 800105 |
| GTIN | 4046356800105 |

Technical data

Dimensions

| | |
|-----------------|-----|
| Length of cable | 5 m |
|-----------------|-----|

Ambient conditions

| | |
|---------------------------------|----------------------------------|
| Ambient temperature (operation) | -25 °C ... 90 °C (Plug / socket) |
| Degree of protection | IP65 |
| | IP67 |

General

| | |
|------------------------------|------------------------------|
| Rated current at 40°C | 4 A |
| Rated voltage | 30 V |
| Number of positions | 4 |
| Insulation resistance | ≥ 100 MΩ |
| Coding | A - standard |
| Standards/regulations | M8 connector IEC 61076-2-104 |
| Status display | No |
| Protective circuit/component | Unwired |
| Overvoltage category | II |
| Degree of pollution | 3 |

Sensor/Actuator cable - SAC-4P- 5,0-542/M8 FR SH BK - 1406020

Technical data

General

| | |
|-----------------------------|------------------------|
| Insertion/withdrawal cycles | ≥ 100 |
| Torque | 0.2 Nm (M8 connectors) |

Material

| | |
|--|---|
| Flammability rating according to UL 94 | HB |
| Contact material | CuSn |
| Contact surface material | Ni/Au |
| Contact carrier material | TPU GF |
| Material of grip body | TPU, hardly inflammable, self-extinguishing |
| Material, knurls | Zinc die-cast, nickel-plated |
| Sealing material | NBR |

Standards and Regulations

| | |
|--|-----------------|
| Standard designation | M8 connector |
| Standards/regulations | IEC 61076-2-104 |
| Flammability rating according to UL 94 | HB |

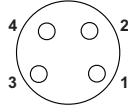
Cable

| | |
|---|---|
| Cable type | PVC yellow 105 °C |
| Cable type (abbreviation) | 542 |
| UL AWM style | 2517 (105 °C / 300 V) |
| AWG signal line | 24 |
| Core diameter including insulation | 1.12 mm ±0.03 mm |
| Wire colors | brown, blue, black, white |
| Overall twist | 4 wires, twisted |
| Shielding | Tinned copper braided shield |
| Optical shield covering | 85 % |
| External sheath, color | yellow |
| External cable diameter D | 4.9 mm ±0.2 mm |
| Minimum bending radius, flexible installation | 12 x D |
| Cable weight | 37 kg/km |
| Outer sheath, material | PVC |
| Material conductor insulation | PVC |
| Conductor material | Tin-plated Cu litz wires |
| Insulation resistance | ≥ (550 M Ohms/m @ 500V) |
| Conductor resistance | max. 79.7 Ω/km (20° C) |
| Nominal voltage, cable | 300 V |
| Flame resistance | FT4 |
| Other resistance | UV resistant |
| Ambient temperature (operation) | -30 °C ... 105 °C (cable, fixed installation) |

Drawings


Sensor/Actuator cable - SAC-4P- 5,0-542/M8 FR SH BK - 1406020

Schematic diagram



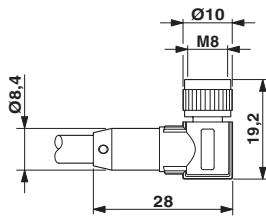
Pin assignment M8 socket, 4-pos.

Cable cross section




PVC yellow 105 °C [542]

Dimensional drawing



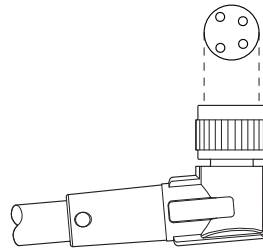
Socket M8 x 1, angled, shielded

Circuit diagram



Contact assignment of M8 socket

Schematic diagram



Layout of connector pin assignments

Approvals

Approvals

Approvals


UL Listed / cUL Listed / cULus Listed


Ex Approvals

Approval details

Sensor/Actuator cable - SAC-4P- 5,0-542/M8 FR SH BK - 1406020

Approvals

| | | | |
|--------------------|---|---|---------------|
| UL Listed |  | http://database.ul.com/cgi-bin/XYV/template/LISEXT/1FRAME/index.htm | FILE E 221474 |
| | | | |
| Nominal current IN | | 4 A | |
| Nominal voltage UN | | 125 V | |

| | | | |
|--------------------|---|---|---------------|
| cUL Listed |  | http://database.ul.com/cgi-bin/XYV/template/LISEXT/1FRAME/index.htm | FILE E 221474 |
| | | | |
| Nominal current IN | | 4 A | |
| Nominal voltage UN | | 125 V | |

| | | | |
|--------------|--|--|--|
| cULus Listed |  | | |
|--------------|--|--|--|

Phoenix Contact 2017 © - all rights reserved
<http://www.phoenixcontact.com>

PHOENIX CONTACT GmbH & Co. KG
Flachsmarktstr. 8
32825 Blomberg
Germany
Tel. +49 5235 300
Fax +49 5235 3 41200
<http://www.phoenixcontact.com>