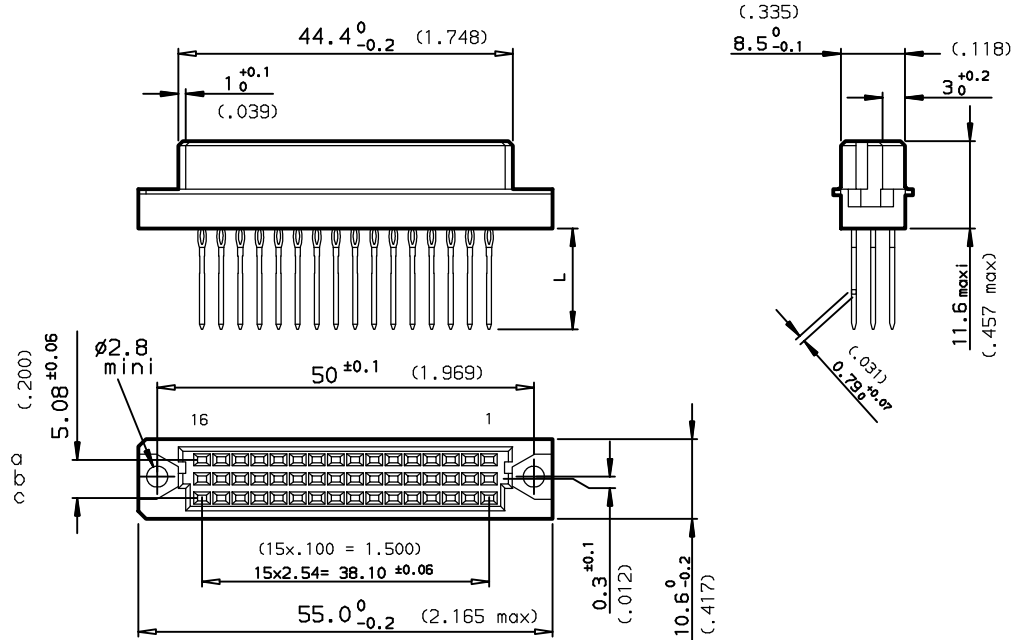
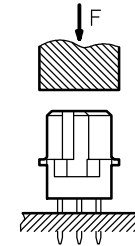


DIMENSIONS mm (inches)



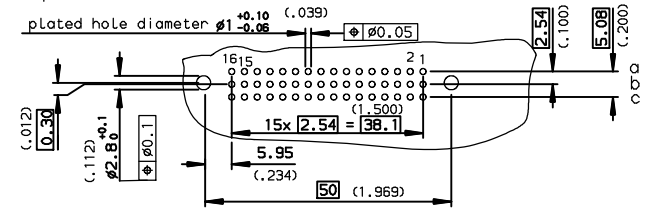
METHOD OF INSERTION
ON THE PCB = FLAT ROCK



PART NUMBER	8609	83	7	5
PIN OUT				
rows a-b-c	3	48		
rows a-c	4	32		
NUMBER OF CONTACTS				
TERMINATION				
L = 13.10 ±0.20 (.515)	1 wrap			0.091
L = 17.10 ±0.20 (.673)	2 wraps			0.021
L = 3.00 ±0.20 (.118)	short post			0.014
PERFORMANCE CLASS				
DIN 41612 class 3				4
DIN 41612 class 2				
DIN 41612 class 1				0.012
TERMINATION TYPE				
TIN LEAD				000E3
LEAD FREE				E3LF

PCB DRILLING

component side



GENERAL CHARACTERISTICS AND ROHS INFORMATIONS:

SEE DRAWING C-8609-0000C

European Views

www.fciconnect.com	surface ISO 1302	tolerance std ISO 406 ISO 1101	projection mm
TOLERANCES UNLESS OTHERWISE SPECIFIED			
Dr ROUILLARD 1998/06/15	0.x	±0.1	size A3
Eng TARON 1998/06/15	0.xx	±0.1	Scale 1.5
Chr LEGARE 1998/06/15	0.xxx	±0.1	ECN LS06-0095
Appr LEGARE 1998/06/15	Product family	DIN 8609	Spec ref -
FCI title PRESS FIT	STRAIGHT FEMALE - STYLE C/2		Rev. C
	catalog no		C-8609-0725
CUSTOMER			sheet 1 of 1

rev	ecn no	dr	date
A	-	-	1998/06/15
B	LS05-004	JTA	2005/02/26
C	LS06-0095	LGO	2006/06/24
-	-	-	-
-	-	-	-
-	-	-	-



Copyright FCI.