


D2E146 Series Centrifugal Blower

Ø 146mm 4-speed



■ AC dual inlet, forward curved centrifugal blower operates at 4 air flow levels. Via brackets, the standard external-rotor motor is mounted on one side of the scroll housing.

■ Scroll housing with integrated terminal box made of polypropylene reinforced with French chalk, colored in black, and impeller made of polypropylene in natural color.

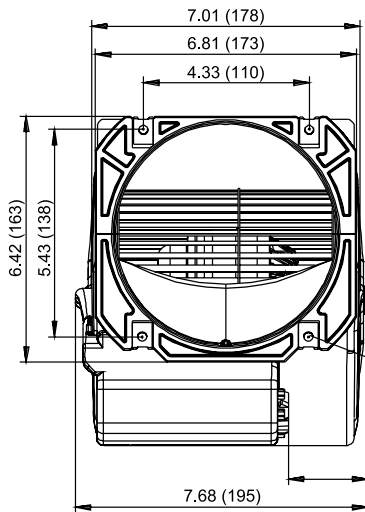
■ Direction of rotation is CCW as seen on plug. Insulation class "F".

■ Cable harness must be ordered separately.

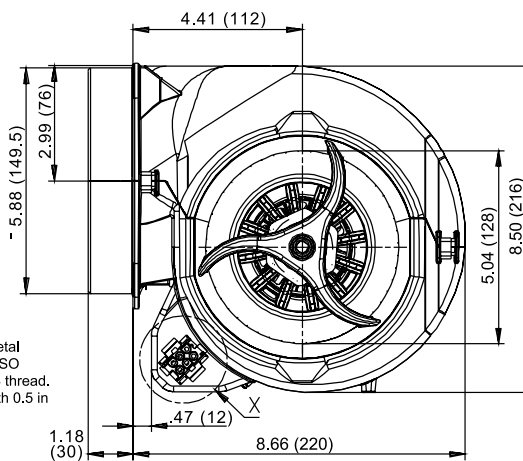
Part Number	Inches	(mm)
21956-4-1040	11.81	(300)
21957-4-1040	17.72	(450)
21958-4-1040	25.60	(650)
21959-4-1040	39.37	(1000)

■ VDE/CE approvals. UL on request.

Part Number	CFM @ 0	Curve	Volts	Hertz	Power (W)	dBA	Max Ambient Temp C
D2E146-HT65-14	212	4	115	50/60	193	50	50
	318	3	115	50/60	255	55	50
	441	2	115	50/60	327	59	50
	582	1	115	50/60	455	63	50
D2E146-HR25-13	152	4	115	50/60	83	33	50
	212	3	115	50/60	105	42	50
	278	2	115	50/60	135	47	50
	350	1	115	50/60	192	52	50
D2E146-HS97-01	100	1	230	50/60	90	39	50
	155	2	230	50/60	105	48	50
	205	3	230	50/60	128	55	50
	300	4	230	50/60	215	63	50
D2E146-HR93-01	93	4	230	50/60	70	46	50
	124	3	230	50/60	84	52	50
	164	2	230	50/60	106	58	50
	205	1	230	50/60	160	63	50

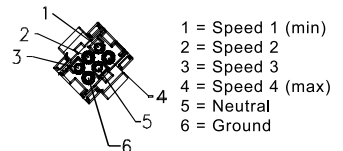


4x sheet metal nut for EN ISO 1478-ST4,8 thread. Screw length 0.5 in (12.5 mm)



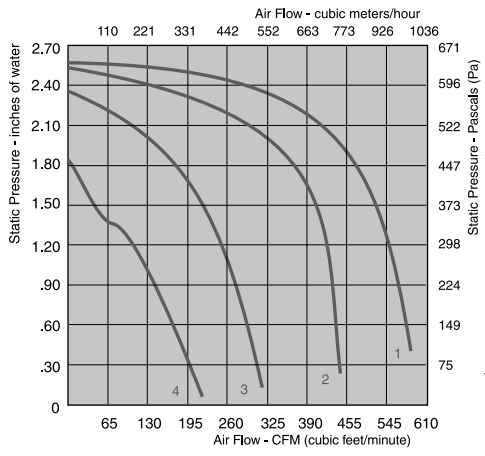
Wiring Diagram View X

AMP Universal
MATE-N-LOCK
Housing # 926 682-3
Wire Pin # 926 866-1



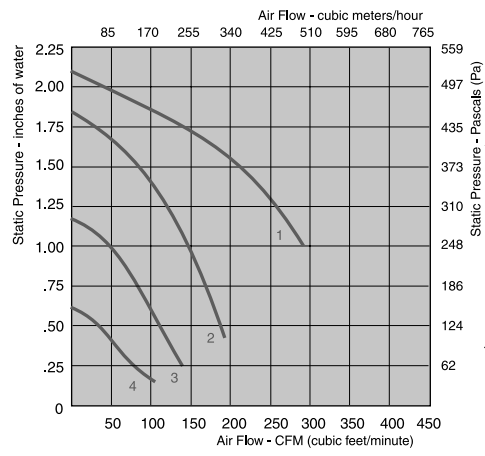
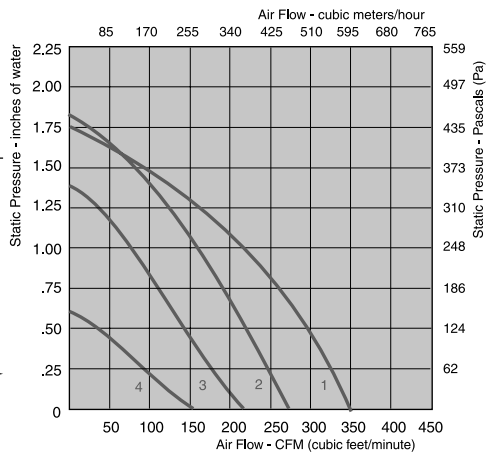
D2E146 Series Performance Curves Centrifugal Blower

Ø 146mm 4-speed



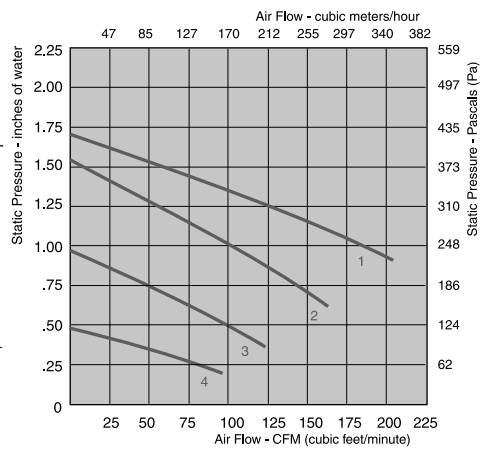
←

→



←

→



e-mail: sales@ebm.com • TEL: 860-674-1515 • FAX: 860-674-8536
ebm Industries, Inc., 100 Hyde Road, Farmington, CT 06034 USA
 ebm Industries, Inc., 2003 © ebm Industries, Inc. reserves the right to change any specifications or data without notice