

Power connectors - SACC-M12FR-4CON-PG11-M PWR - 1408991

Please be informed that the data shown in this PDF Document is generated from our Online Catalog. Please find the complete data in the user's documentation. Our General Terms of Use for Downloads are valid (<http://phoenixcontact.com/download>)




Power connectors, 4-position, Socket angled M12, A-coded, Screw connection, Knurl material: Zinc die-cast, nickel-plated, Cable gland Pg11, External cable diameter 8 mm ... 10 mm

Why buy this product

- Safe use in the field, thanks to a high degree of protection
- Flexible: connectors for on-site assembly
- Screw connection: proven connection technology for a large selection of different conductors

RoHS

Key Commercial Data

Packing unit	1 STK
GTIN	 4 046356 885119
GTIN	4046356885119

Technical data

Dimensions

External cable diameter	8 mm ... 10 mm
-------------------------	----------------

Ambient conditions

Degree of protection	IP67
----------------------	------

General

Note	Strip 22 mm off the cable sheath, strip 7 mm off the conductor insulation, crimp the ferrule, then shorten this to 5 mm. Length of conductor with shortened ferrule: 20 mm. Connect conductors and tighten the mounting screws with 0.2 Nm.
Rated current at 40°C	8 A when using 1.5 mm ² conductors
Rated voltage	250 V
Number of positions	4
Insulation resistance	> 10 GΩ

Power connectors - SACC-M12FR-4CON-PG11-M PWR - 1408991

Technical data

General

Coding	A - standard
Standards/regulations	M12 connector IEC 61076-2-101
Status display	No
Overvoltage category	II
Degree of pollution	3
Connection method	Screw connection
Conductor cross section	1.5 mm ²
Conductor cross section AWG	16
Insertion/withdrawal cycles	> 100
Torque	0.4 Nm (M12 knurl)
	1 Nm ... 1.4 Nm (Pressure screw with sleeve housing)
	0.4 Nm (Screw plug insert with sleeve housing as far it will go)
	0.2 Nm (Screw terminal blocks)
Assembly instructions	The wires can be connected both with ferrules and without ferrules
	The connector pin assignment can be rotated 90° to the cable outlet

Material

Flammability rating according to UL 94	V0
Contact material	CuZn
Contact surface material	Au
Contact carrier material	PA
Material of grip body	PA
Material, knurls	Zinc die-cast, nickel-plated
Sealing material	Viton (M12 socket)
	NBR (Cable clamping)

Cable

Standards/specifications	M12 connector IEC 61076-2-101
--------------------------	-------------------------------

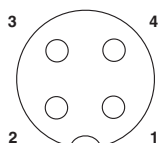
Standards and Regulations

Standard designation	M12 connector
Standards/regulations	IEC 61076-2-101
Flammability rating according to UL 94	V0

Drawings

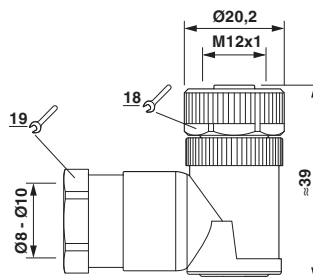
Power connectors - SACC-M12FR-4CON-PG11-M PWR - 1408991

Schematic diagram



Pin assignment M12 socket, 4-pos., A-coded, view female side

Dimensional drawing



M12 x 1 socket, straight

Approvals

Approvals

Approvals

UL Recognized / cUL Recognized / cULus Recognized

Ex Approvals

Approval details

UL Recognized		http://database.ul.com/cgi-bin/XYV/template/LISEXT/1FRAME/index.htm	FILE E 221474
Nominal current I _N	4 A		
Nominal voltage U _N	250 V		

cUL Recognized		http://database.ul.com/cgi-bin/XYV/template/LISEXT/1FRAME/index.htm	FILE E 221474
Nominal current I _N	4 A		
Nominal voltage U _N	250 V		

cULus Recognized		http://database.ul.com/cgi-bin/XYV/template/LISEXT/1FRAME/index.htm
------------------	--	---

Phoenix Contact 2017 © - all rights reserved
<http://www.phoenixcontact.com>

PHOENIX CONTACT GmbH & Co. KG
Flachmarktstr. 8
32825 Blomberg
Germany
Tel. +49 5235 300
Fax +49 5235 3 41200
<http://www.phoenixcontact.com>