

Universal current transducer - MCR-SL-CUC-300-I - 2308043

Please be informed that the data shown in this PDF Document is generated from our Online Catalog. Please find the complete data in the user's documentation. Our General Terms of Use for Downloads are valid (<http://phoenixcontact.com/download>)



Universal current transducer, for measuring AC, DC, and distorted currents, 0 ... 300 A input current, 4 ... 20 mA output

The MCR-SL-CUC-100-I is illustrated

Product Features

- Variable mounting on DIN rail and mounting plate
- Compact dimensions also enable distributed use
- Simple connection technology thanks to COMBICON plug-in connection terminal blocks
- 3-way isolation
- Universal current measurement, no shunt required



Key commercial data

Packing unit	1 pc
Weight per Piece (excluding packing)	294.0 GRM
Custom tariff number	90303310
Country of origin	China

Technical data

Dimensions

Width	90 mm
Height	33.8 mm
Depth	85 mm

Ambient conditions

Ambient temperature (operation)	-40 °C ... 65 °C
Ambient temperature (storage/transport)	-40 °C ... 85 °C
Degree of protection	IP20

Input data

Universal current transducer - MCR-SL-CUC-300-I - 2308043

Technical data

Input data

Input current range	0 A ... 300 A
Overload capacity	3.33 x I _{IN}
Frequency measuring range	20 Hz ... 6000 Hz (0 Hz)
Connection method	Cable design: 32 mm diameter

Output data

Output name	Current output
Current output signal	4 mA ... 20 mA
Max. output current	< 25 mA
Load/output load current output	< 300 Ω

Switching output

Output name	No switching output
-------------	---------------------

Power supply

Nominal supply voltage	24 V DC
Supply voltage range	20 V DC ... 30 V DC
Max. current consumption	(30 + I _{OUT}) mA
Power consumption	1.65 W

Connection data

Conductor cross section solid min.	0.25 mm ²
Conductor cross section solid max.	2.5 mm ²
Conductor cross section AWG/kcmil min.	24
Conductor cross section AWG/kcmil max.	12
Conductor cross section stranded min.	0.2 mm ²
Conductor cross section stranded max.	2.5 mm ²
Stripping length	10 mm

General

Maximum transmission error	≤± 1 % (of final value)
Temperature coefficient, typical	0.02 %/K (0 ... 60°C)
	0.04 %/K (-40 ... 65°C)
Linearity error	≤± 1 % (From the range end value)
Step response (10-90%)	150 ms
Surge voltage category	III
Pollution degree	2
Rated insulation voltage	300 V AC
Test voltage input/output	3.5 kV (50 Hz, 1 min.)
Test voltage input/power supply	3.5 kV (50 Hz, 1 min.)

Universal current transducer - MCR-SL-CUC-300-I - 2308043

Technical data

General

Noise emission	EN 61000-6-4
Noise immunity	EN 61000-6-2
Color	green
Housing material	Franyl B63 V0 GV30
Conformance	CE-compliant
UL, USA / Canada	UL/C-UL listed UL 508

Classifications

eCl@ss

eCl@ss 4.0	27200303
eCl@ss 4.1	27200303
eCl@ss 5.0	27200303
eCl@ss 5.1	27200303
eCl@ss 6.0	27200303
eCl@ss 7.0	27142316
eCl@ss 8.0	27142316

ETIM

ETIM 3.0	EC002475
ETIM 4.0	EC002048
ETIM 5.0	EC002048

UNSPSC

UNSPSC 6.01	30211504
UNSPSC 7.0901	39121006
UNSPSC 11	39121006
UNSPSC 12.01	39121006
UNSPSC 13.2	39121006

Approvals

Approvals

Approvals

UL Listed / cUL Listed / cULus Listed

Universal current transducer - MCR-SL-CUC-300-I - 2308043

Approvals

Ex Approvals

Approvals submitted

Approval details

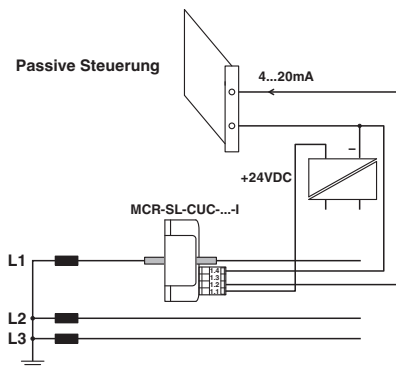
UL Listed

cUL Listed

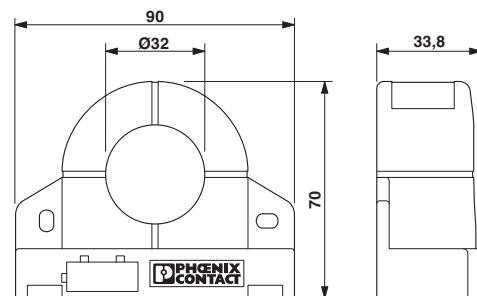
cULus Listed

Drawings

Application drawing



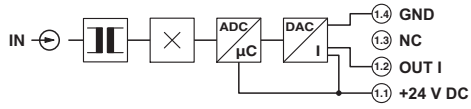
Dimensioned drawing



Current monitoring

Universal current transducer - MCR-SL-CUC-300-I - 2308043

Circuit diagram



Schematic diagram

