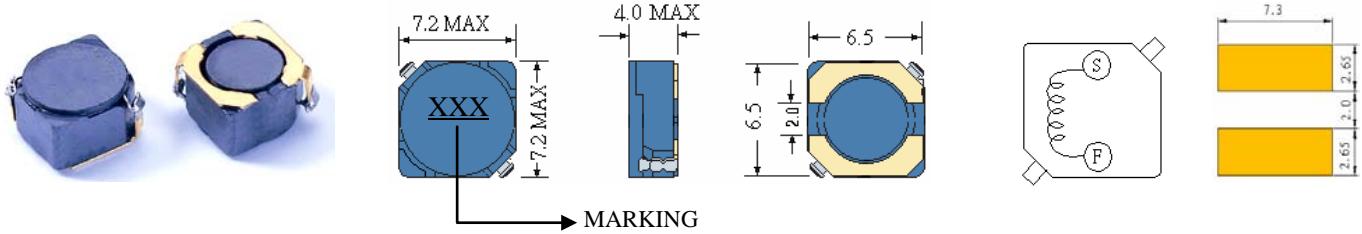


SCRH6D38

SMD POWER INDUCTORS



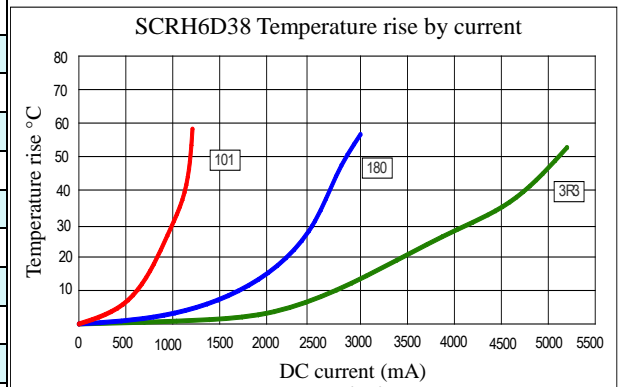
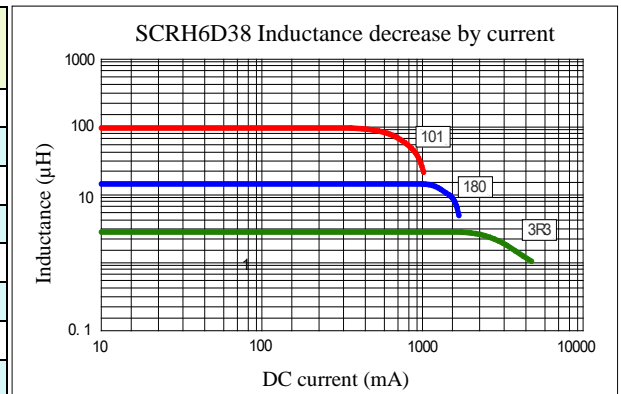
• Features

1. Magnetically shielded construction
2. Excellent Power Density
3. Engineered to Provide High Efficiency



ELECTRICAL CHARACTERISTICS

Part Number	Inductance (uH) (1)	Test Frequency	DC Resistance (Ω MAX) (2)	Saturation Current (3) (A)	Temperature Current (4) (A)
SCRH6D38-3R3	3.3	10KHZ	23m	3.50	4.00
SCRH6D38-5R0	5.0	10KHZ	26m	2.90	3.80
SCRH6D38-6R2	6.2	10KHZ	27m	2.50	3.60
SCRH6D38-7R4	7.4	10KHZ	31m	2.30	3.50
SCRH6D38-8R7	8.7	10KHZ	34m	2.20	3.33
SCRH6D38-100	10	10KHZ	38m	2.00	3.20
SCRH6D38-120	12	10KHZ	53m	1.70	2.88
SCRH6D38-150	15	10KHZ	57m	1.60	2.59
SCRH6D38-180	18	10KHZ	92m	1.50	2.43
SCRH6D38-220	22	10KHZ	96m	1.30	2.18
SCRH6D38-270	27	10KHZ	109m	1.20	1.96
SCRH6D38-330	33	10KHZ	124m	1.10	1.76
SCRH6D38-390	39	10KHZ	138m	1.00	1.67
SCRH6D38-470	47	10KHZ	155m	0.95	1.50
SCRH6D38-560	56	10KHZ	202m	0.85	1.35
SCRH6D38-680	68	10KHZ	234m	0.75	1.21
SCRH6D38-820	82	10KHZ	324m	0.70	1.08
SCRH6D38-101	100	10KHZ	358m	0.65	0.97



- (1). Inductance tolerance $\pm 30\%$ tested at 0.25V, 0ADC and 25°C
- (2). DCR measured at 25°C.
- (3). The DC current at which the inductance decreases by 35% from its initial value.
- (4). The DC current that results in a 40°C temperature rise from 25°C ambient.

[Click here for QUANTITY PER REEL & PACKING INFORMATION](#)

Custom versions available upon request.