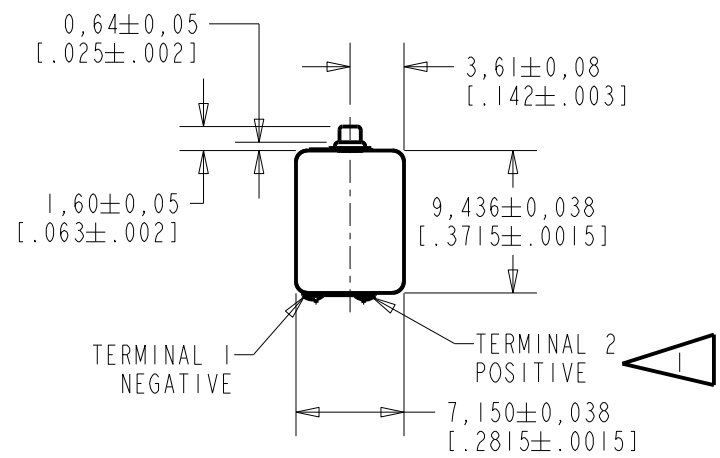
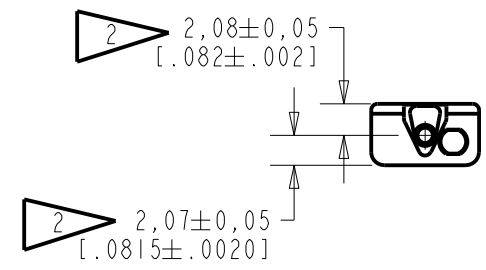
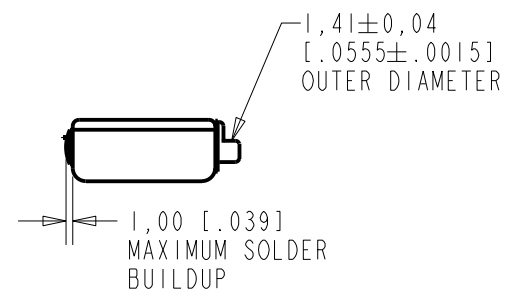
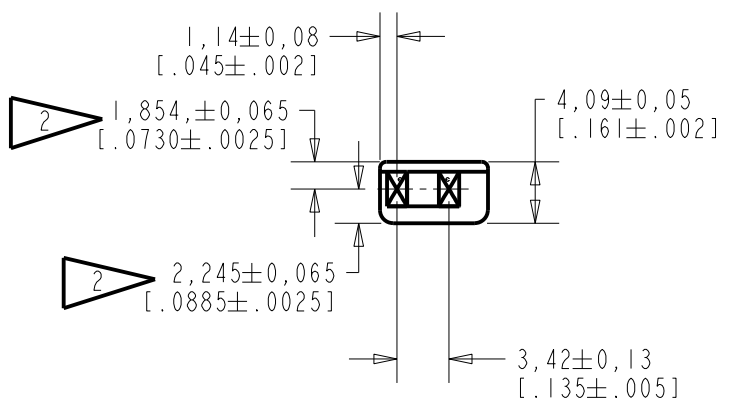


CI-26890-000
SHT 1.1



NOTES:

- 1 A POSITIVE GOING VOLTAGE AT TERMINAL 2, RELATIVE TO TERMINAL 1, CAUSES A DECREASE IN PRESSURE AT THE SOUND OUTLET.
- 2 LOCATED FROM TWO SURFACES FOR CUSTOMER CONVENIENCE. ONLY APPLICABLE FROM ONE SURFACE, NOT TO BE USED TOGETHER.



DIMENSIONS IN MILLIMETERS [INCHES]

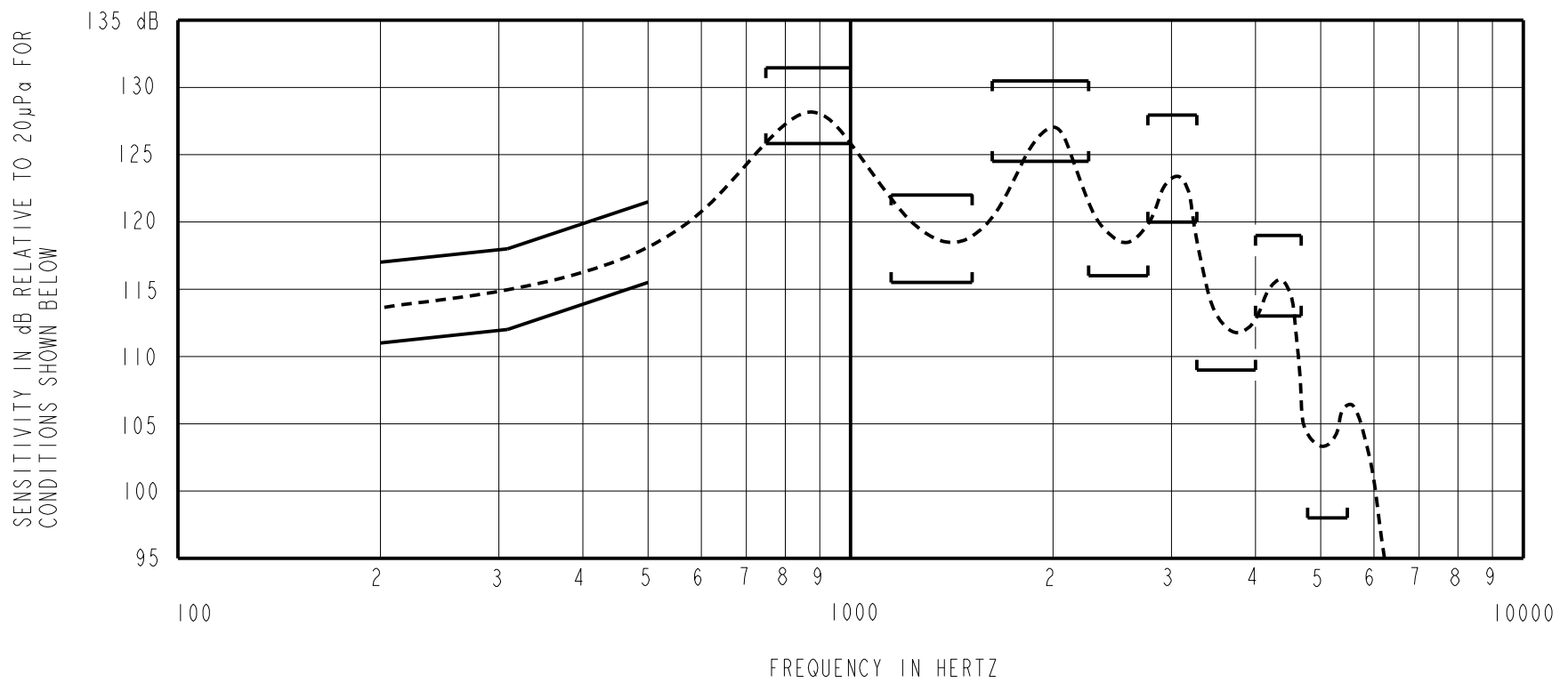
Revision	C.O. #	Implementation Date	RELEASE LEVEL	REVISION
			Active	D
D	CI0111948	12-28-10		
SCALE: 2:1				
DO NOT SCALE DRAWING			DR. BY	DATE
TITLE: RECEIVER			MMM	2-7-06
			CI-26890-000	
OUTLINE DRAWING			GJP	2-8-06
			SHT 1.1	
			GJP	2-8-06

KNOWLES ELECTRONICS
ITASCA, ILLINOIS U.S.A.

A BALANCED ARMATURE RECEIVER INTENDED FOR USE IN BTE APPLICATIONS. THIS MODEL HAS A MODIFIED MAGNETIC RADIATION PATTERN ACHIEVED BY WELDING CUP AND COVER, AND USING A NON-MAGNETIC MOTOR PLATE.

NO DAMPING

CI-26890-000
SHEET 2.1



NOTES:

1. MEASUREMENTS MADE USING 8mm [.315"] X 1mm [.039"] ID + 28mm [1.10] X 1.5mm [.059] ID EAR HOOK SIMULATOR INTO 25mm [.984"] OF 2mm [.079"] ID TUBE + 18mm [.709"] OF 3mm [.118"] ID TUBE + 2 CM³ CAVITY ANSI S3.6 TYPE HA-3 (IEC 60318-5).

2. SENSITIVITY

FREQUENCY	MIN.	MAX.
200	111.0	117.0
300	112.0	118.0
500	115.5	121.5
750-1000	125.5	131.5
1200-1600	116.0	122.0
1700-2300	124.5	130.5
2300-2800	116.0	---
2800-3300	120.0	128.0
3300-4000	109.0	---
4000-4700	113.0	119.0
4800-5500	98.0	---

3. RESPONSE, IMPEDANCE, AND DISTORTION MEASUREMENTS MADE USING THE ELECTRICAL TEST CONDITIONS SHOWN BELOW.

4. INDIVIDUAL SPECIFICATIONS.

PORT LOCATION	ELECTRICAL TEST CONDITIONS				IMPEDANCE @ 500 Hz OHMS±20%	DCR @20°C OHMS ±10%	DISTORTION	
	RESPONSE & IMPEDANCE		DISTORTION				MAX. %	FREQ. Hz
	AC mA RMS	DC mA	AC mA RMS	DC mA				
12S	3.75	0.0	7.5	0.0	47	20	10	500

5. ELECTRICAL SOURCE IMPEDANCE MUST BE GREATER THAN 20 TIMES STATED IMPEDANCE FOR TEST CONDITIONS ABOVE.

KNOWLES ELECTRONICS
ITASCA, ILLINOIS U.S.A.

Revision	C.O. #	Implementation Date	RELEASE LEVEL	REVISION
			Active	D
D	CI0111948	12-28-10		
WHEN TEST LIMITS ARE USED TO ESTABLISH INCOMING INSPECTION ACCEPTANCE/REJECTION CRITERIA, CORRELATION OF TEST EQUIPMENT WITH KNOWLES IS ALSO REQUIRED FOR ELIMINATION OF EQUIPMENT AND TEST METHOD VARIATION				
TITLE: RECEIVER			CI-26890-000	DR. BY DATE MMM 2-7-06
PERFORMANCE SPECIFICATION			SHT 2.1	CK. BY DATE GJP 2-8-06
				APP. BY DATE GJP 2-8-06