

PRODUCT NUMBER
65696-001
65696-001LF

OBS.

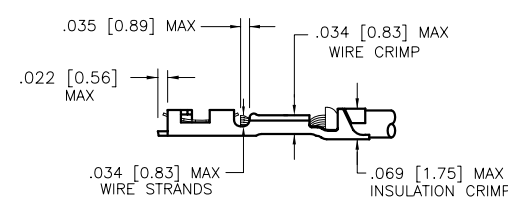
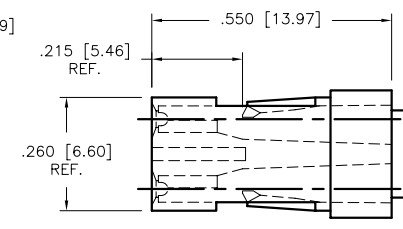
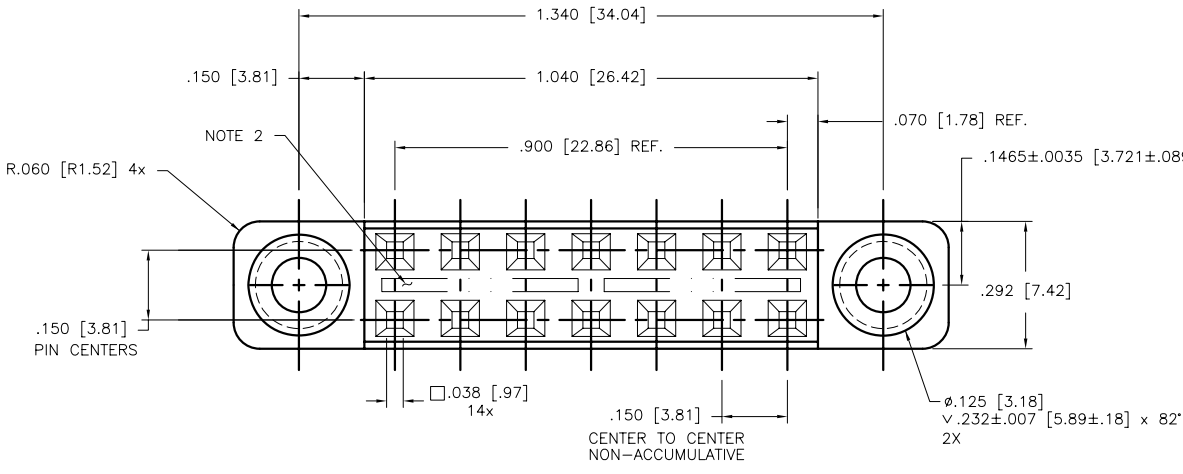
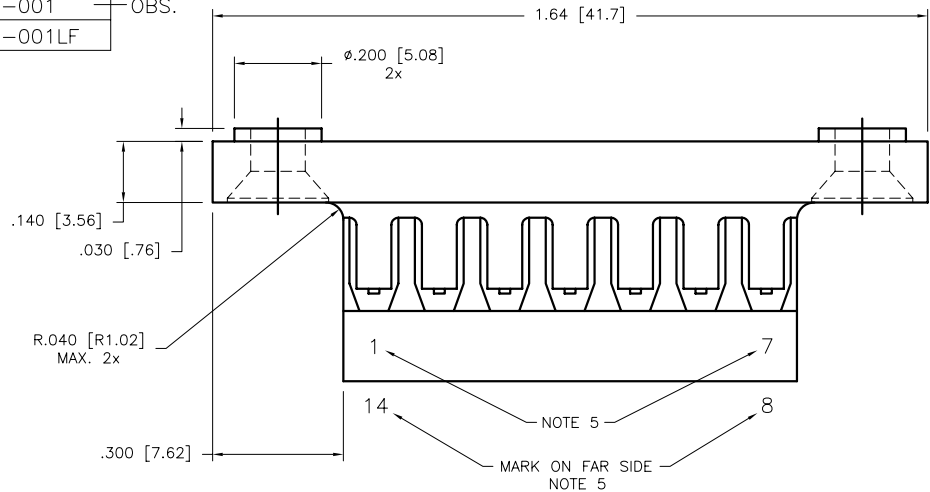


FIGURE 1
MAX CRIMP INFORMATION
SEE NOTE 3

NOTES:

- MOLDING MATERIAL: MODIFIED POLYPHENYLENE ETHER, COLOR: BLACK, U.L. 94 V-0
- OPTIONAL CORING WITH .030/0.76 MIN. THICK WALLS.
- MAX WIRE AND INSULATION CRIMP DIMENSIONS ARE SHOWN IN FIG. 1. IF SPECIFIED DIMENSIONS ARE EXCEEDED, LATCHING MAY NOT BE SATISFACTORY. SEE MINI P.V.™ TERMINAL SPECIFICATION TA-75 FOR CORRECT HEIGHTS FOR EACH WIRE SIZE. PRODUCT SPECIFICATION: BUS-12-067.
- DIMENSIONS OF STYLE K SHOWN ON SHEET 1 SHALL APPLY TO ALL OTHER STYLES UNLESS OTHERWISE SPECIFIED.
- STAMP OR MOLD .06/1.5 HIGH CHARACTERS.
- PRODUCT MEETS EUROPEAN UNION DIRECTIVES AND OTHER COUNTRY REGULATIONS AS DESCRIBED IN GS-22-008.
- THIS PRODUCT IS NOT INTENDED TO BE EXPOSED TO MANUFACTURING SOLDER PROCESSES.



Copyright FCI

mat'l. code		surface		tolerance		projection		product family	
SEE NOTE 1		✓		tolerances unless otherwise specified		INCH/MM		PV HOUSINGS	
ltr	ec'n no	dr	date	angles	linear	scale 2.5:1		title	
E	v51088	GAH	1995-12-18					MINI LATCH HOUSING DR	
F	v90990	RGD	2000-11-27					TAB MOUNT .150 [3.81] CC	
G	v03-1358	PJ	2004-02-09	0°±2°				dwg no	
H	v05-0714	TAB	2005-07-29	dr	G. HULL	1995-12-18		sheet 1 of 1 size	
J	v06-0419	HTB	2006-05-03	engr	T. HANNA	1995-12-18		65696	
K	v07-0565	HTB	2007-08-27	chr	T. BREWBAKER	1995-12-18		A3	
sheet		revision		K		appd		T. HANNA	
index		sheet		1				type Product Customer Drawing	