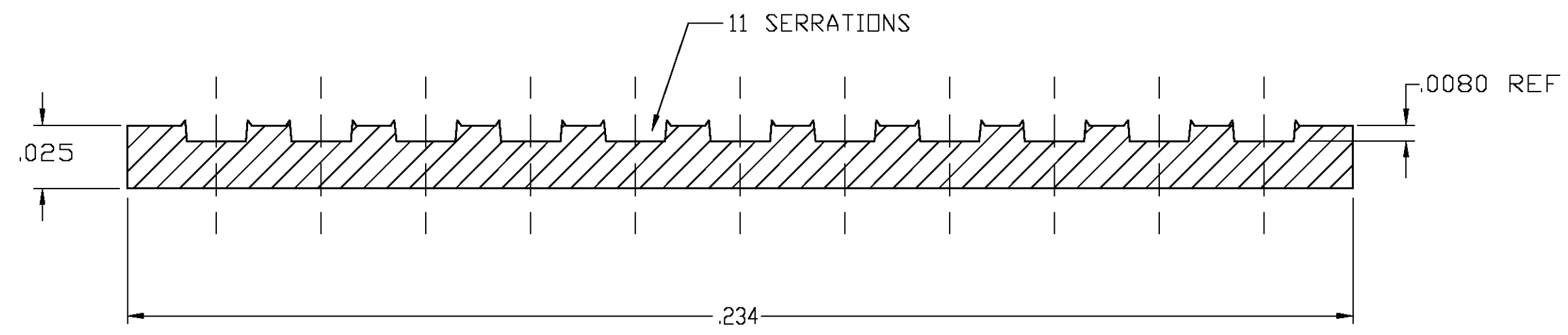
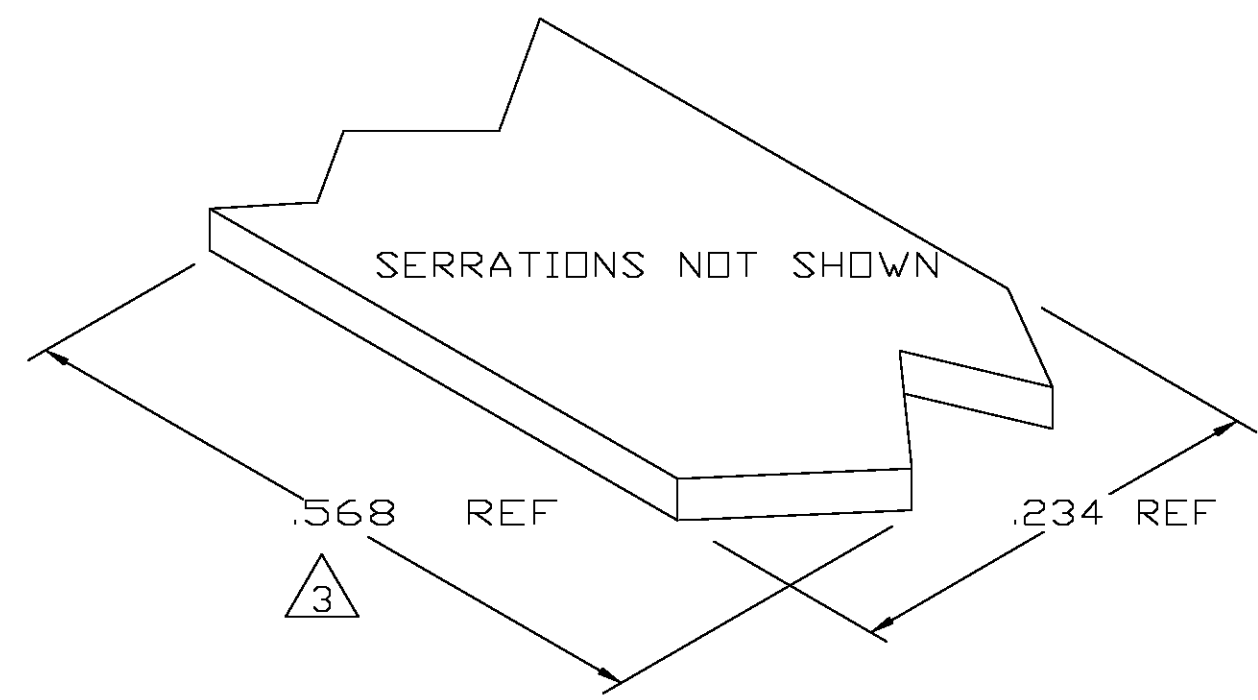


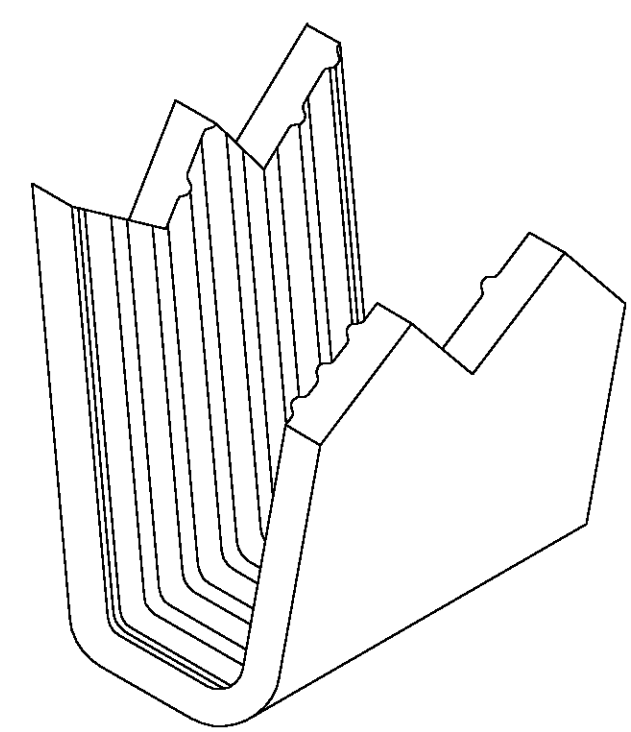
THIS DRAWING IS UNPUBLISHED. RELEASED FOR PUBLICATION  
 © COPYRIGHT BY TYCO ELECTRONICS CORPORATION. ALL RIGHTS RESERVED.

LOC	DIST	REVISIONS			
P	LTR	DESCRIPTION	DATE	DWN	APVD
AF	50	0	TRANSFERED TO TYCO FORMAT	21APR03	MF EH

- 1 CRIMPBAND MATERIAL PROVIDED IN CONTINUOUS STRIP.
- 2 REFERENCE DESCRIPTIVE PART NUMBER P165/20010R25B.
- 3 BLANK LENGTH DETERMINED BY 165/200 TOOLSET.



TYP. CROSS SECTION



PARTIAL FORMED VIEW (REF)  
FORMED BY APPLICATION TOOLING

1601847-1  
PART NUMBER

THIS DRAWING IS A CONTROLLED DOCUMENT.		DWN MICHAEL S. FEHER 21APR2003	Tyco Electronics Corporation Harrisburg, PA 17105-3608	
DIMENSIONS: INCHES		CHK EDWARD HOWARD 21APR2003	NAME -	
TOLERANCES UNLESS OTHERWISE SPECIFIED: 0 PLC ± - 1 PLC ± - 2 PLC ± - 3 PLC ± .005 4 PLC ± - ANGLES ± - FINISH		APVD EDWARD HOWARD 21APR2003	PRODUCT SPEC -	
MATERIAL UNS C26000 BRASS		FINISH NONE	WEIGHT -	RESTRICTED TO -
CUSTOMER DRAWING		SCALE 1:1	SIZE A2	CAGE CODE 00779
		DRAWING NO C=1601847	DRAWING NO 1601847-1	
		SHEET 1	OF 1	
		REV 0		