



STIO 2,5/3-2B/L

Order No.: 3209015

<http://eshop.phoenixcontact.de/phoenix/treeViewClick.do?UID=3209015>

Sensor/actuator terminal block, Type of connection: Spring-cage connection, Cross section: 0.08 mm² - 4 mm², AWG 28 - 12, Width: 5.2 mm, Color: gray, Mounting type: NS 35/7.5, NS 35/15

Commercial data

GTIN (EAN)	
sales group	A634
Pack	50 pcs.
Customs tariff	85369010
Catalog page information	Page 106 (CL-2009)

Product notes

WEEE/RoHS-compliant since:
01/18/2007



<http://www.download.phoenixcontact.com>
Please note that the data given here has been taken from the online catalog. For comprehensive information and data, please refer to the user documentation. The General Terms and Conditions of Use apply to Internet downloads.

Technical data**General**

Number of levels	3
Color	gray
Insulating material	PA
Inflammability class acc. to UL 94	V0

Dimensions

Width	5.2 mm
Length	75 mm
Height NS 35/7.5	44.5 mm
Height NS 35/15	52 mm

Technical data

Rated surge voltage	4 kV
Pollution degree	3
Surge voltage category	III
Insulating material group	I
Connection in acc. with standard	IEC 60947-7-1
Nominal current I_N	18 A
Nominal voltage U_N	250 V

Connection data

Conductor cross section solid min.	0.08 mm ²
Conductor cross section solid max.	4 mm ²
Conductor cross section stranded min.	0.08 mm ²
Conductor cross section stranded max.	2.5 mm ²
Conductor cross section AWG/kcmil min.	28
Conductor cross section AWG/kcmil max	12
Conductor cross section stranded, with ferrule without plastic sleeve min.	0.14 mm ²
Conductor cross section stranded, with ferrule without plastic sleeve max.	2.5 mm ²
Conductor cross section stranded, with ferrule with plastic sleeve min.	0.14 mm ²
Conductor cross section stranded, with ferrule with plastic sleeve max.	2.5 mm ²
2 conductors with same cross section, stranded, TWIN ferrules with plastic sleeve, max.	0.5 mm ²
Type of connection	Spring-cage connection
Stripping length	10 mm
Internal cylindrical gage	A3

Certificates / Approvals



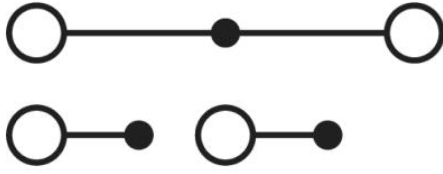
Certification CUL, UL

Accessories

Item	Designation	Description
Assembly		
3209112	D-STIO 2,5/3	End cover, Length: 72.5 mm, Width: 2.2 mm, Color: gray
Bridges		
3030161	FBS 2-5	Plug-in bridge, Number of positions: 2, Color: red
3036877	FBS 2-5 BU	Plug-in bridge, Number of positions: 2, Color: blue
3038969	FBS 2-5 GY	Plug-in bridge, Number of positions: 2, Color: gray
3030174	FBS 3-5	Plug-in bridge, Number of positions: 3, Color: red
3036880	FBS 3-5 BU	Plug-in bridge, Number of positions: 3, Color: blue
3038972	FBS 3-5 GY	Plug-in bridge, Number of positions: 3, Color: gray
3030187	FBS 4-5	Plug-in bridge, Number of positions: 4, Color: red
3036893	FBS 4-5 BU	Plug-in bridge, Number of positions: 4, Color: blue
3038985	FBS 4-5 GY	Plug-in bridge, Number of positions: 4, Color: gray
3030190	FBS 5-5	Plug-in bridge, Number of positions: 5, Color: red
3036903	FBS 5-5 BU	Plug-in bridge, Number of positions: 5, Color: blue
3038998	FBS 5-5 GY	Plug-in bridge, Number of positions: 5, Color: gray
3030213	FBS 10-5	Plug-in bridge, Number of positions: 10, Color: red
3036916	FBS 10-5 BU	Plug-in bridge, Number of positions: 10, Color: blue
3039007	FBS 10-5 GY	Plug-in bridge, Number of positions: 10, Color: gray
3030226	FBS 20-5	Plug-in bridge, Number of positions: 20, Color: red
3036929	FBS 20-5 BU	Plug-in bridge, Number of positions: 20, Color: blue
3038671	FBS 20-5 GY	Plug-in bridge, Number of positions: 20, Color: gray
3038930	FBS 50-5	Plug-in bridge, Number of positions: 50, Color: red
3032114	FBS 50-5 BU	Plug-in bridge, Number of positions: 50, Color: blue
3032127	FBS 50-5 GY	Plug-in bridge, Number of positions: 50, Color: gray

Diagrams/Drawings

Circuit diagram



STIO 2,5/3-2B/L Order No.: 3209015

<http://eshop.phoenixcontact.de/phoenix/treeViewClick.do?UID=3209015>

Address

PHOENIX CONTACT Deutschland GmbH
Flachmarktstr. 8
32825 Blomberg, Germany
Phone +49 5235 3 12000
Fax +49 5235 3 41200
<http://www.phoenixcontact.de>



© 2011 Phoenix Contact
Technical modifications reserved;