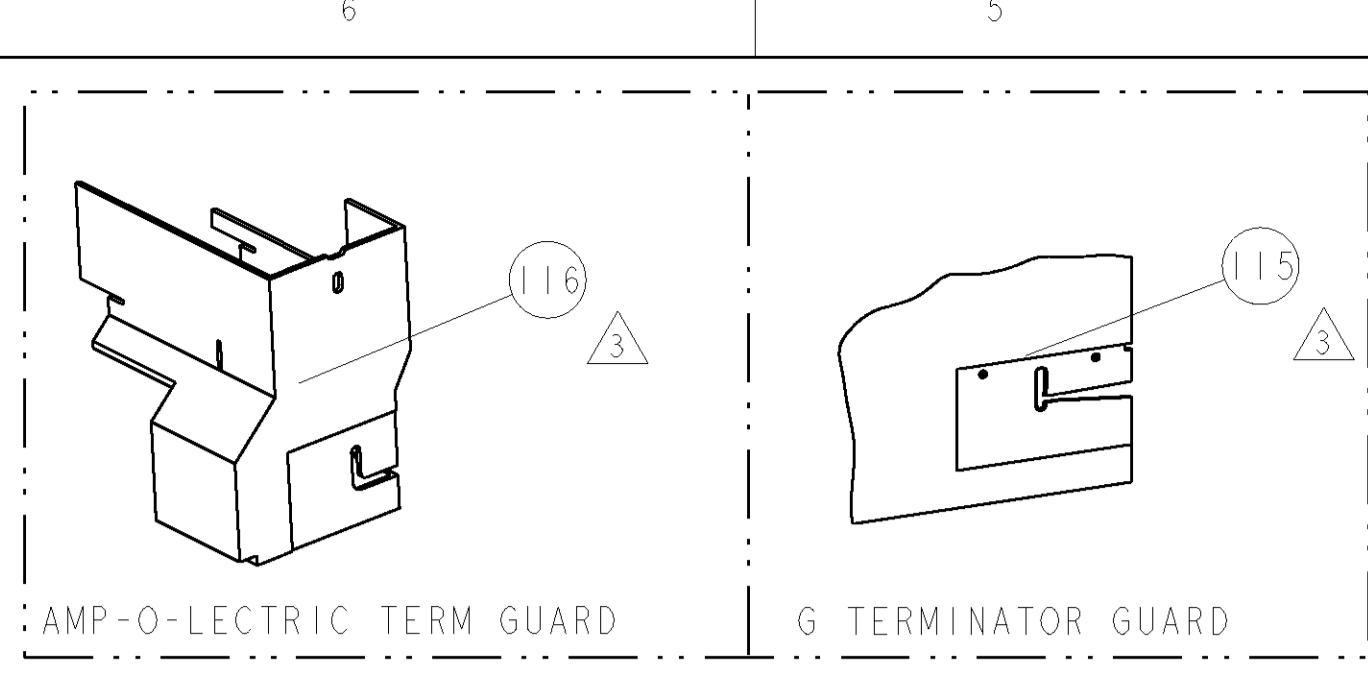


PART NUMBER	REV	FIRST USED	POWER UNIT	FEED TYPE	DESCRIPTION
1855198-1	A	122500-1	LEADMAKER	POST FEED	CUTS CARRIER
1855198-2	A	565435-5	BENCH MODEL K	PRE FEED	CUTS CARRIER
1855198-3	A	354500-1	BENCH MODEL G	PRE FEED	CUTS CARRIER
1855198-6	A	122500-1	LEADMAKER	POST FEED	CONTINUOUS CARRIER
7-1855198-7	A	-	-	-	SPARE PARTS

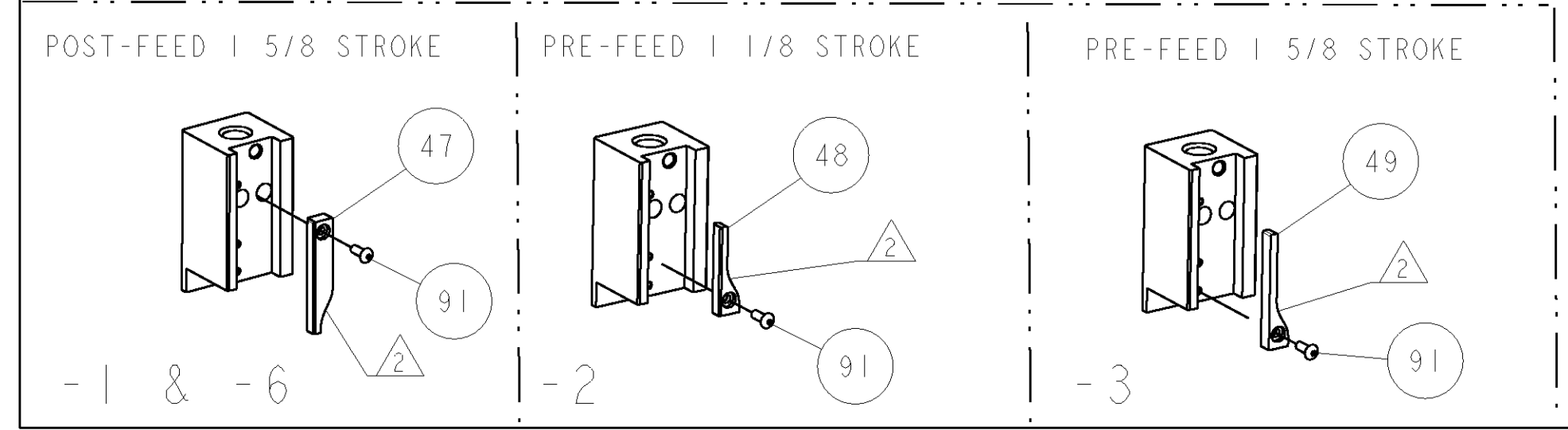
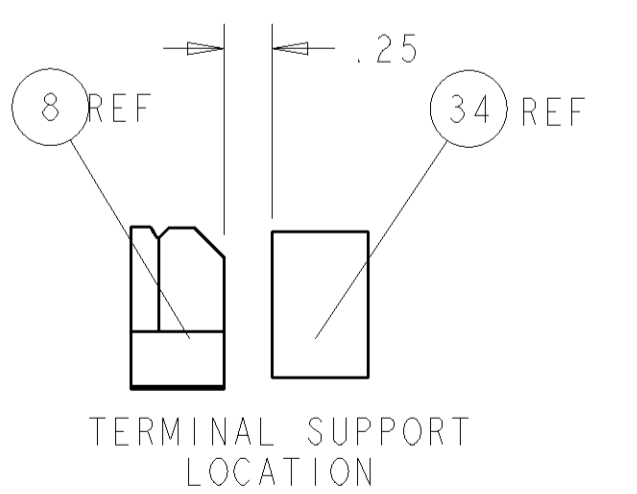
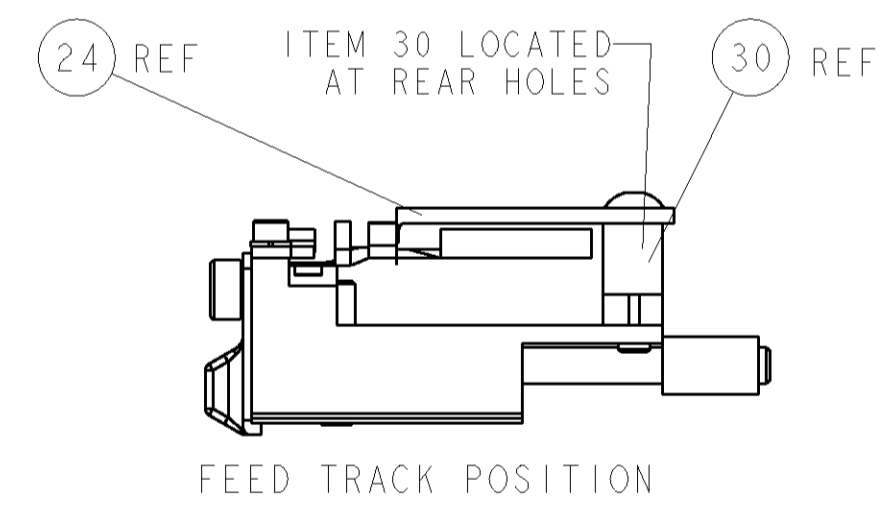
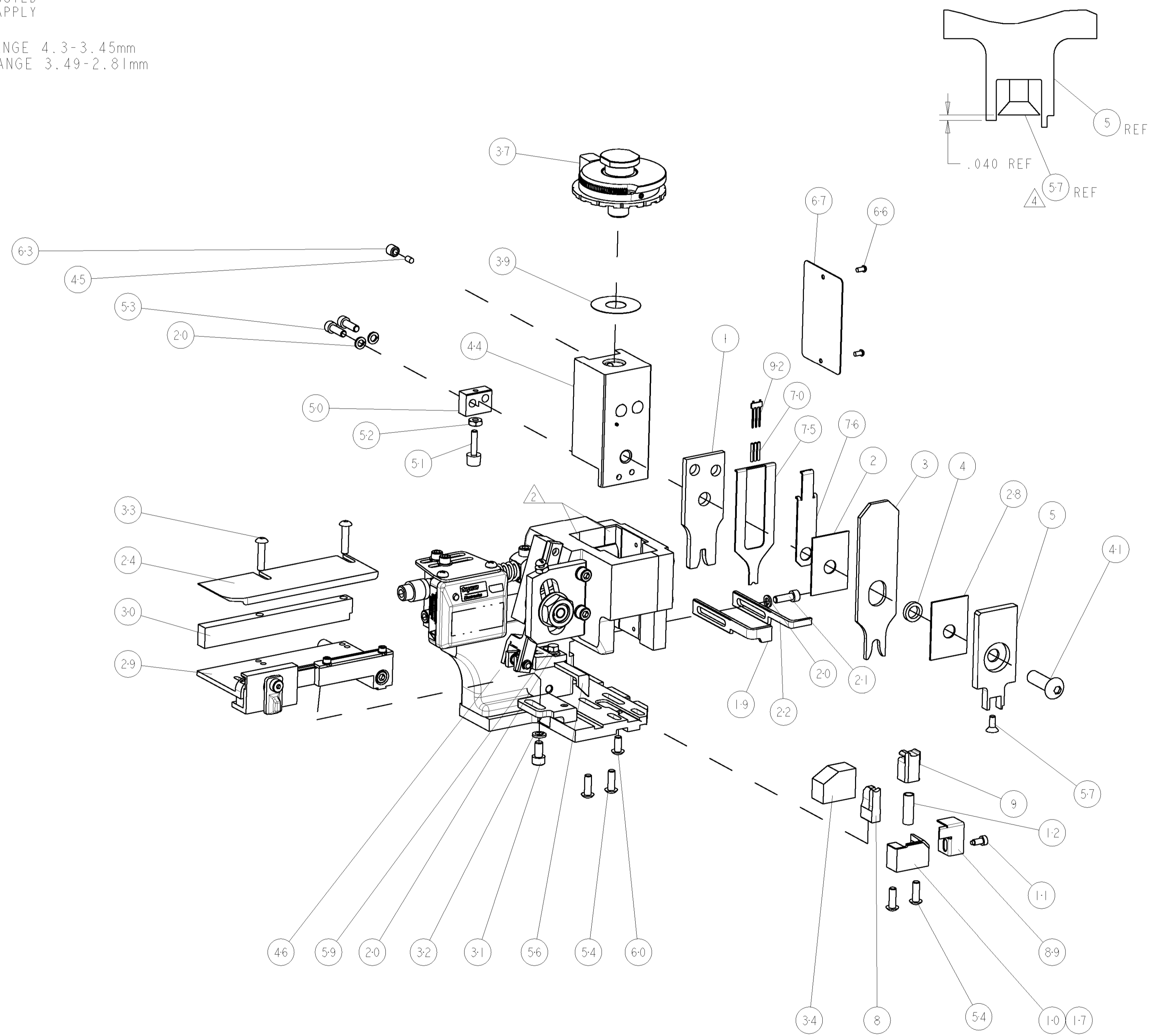


TYCO PN		MANF PN		PACKARD TERMINAL - PACKARD CRIMP SPECS		REF SETTING
1572714	-	12048254	-	CRIMP HEIGHT	WIRE SIZE	A8
-	-	-	-	2.15±0.05mm [.085±.002]	10AWG or 5mm2	
-	-	-	-	2.05±0.05mm [.081±.002]	12AWG or 3mm2	B2
SEAL PN.	-	-	-	1.85±0.05mm [.073±.002]	2.5mm2	C4
BLUE	-	-	-	-	-	-
1572715	5	12015193	CRIMP	SIZE	TYPE	RANGE
SEAL PN.	-	-	-	3.56mm [.140]	F	10-14 AWG
GRAY	-	-	WIRE	5.59mm [.220]	0	
1572716	5	12010293	INSUL	FEED	APPLICATOR INSTRUCTIONS	SET UP GAGE
WIRE STRIP LENGTH	5.2-6.0mm	TERM APPL SPEC	NONE	15.88mm	408-8040	458637-1

LOC	DIST	P LTR	REVISIONS	DATE	DRN	APVD
A	66		RELEASED	15MAR2007	LG	GB

- 1 RECOMMENDED SPARE PARTS
- 2 GREASE LIGHTLY
- 3 GUARD MUST BE IN PLACE WHEN OPERATING APPLICATOR IN A BENCH MACHINE
- 4 APPLY TORO-SEAL IN ALLEN SOCKET TO FILL HOLE AFTER FLAT HD HAS BEEN ADJUSTED TO CORRECT HEIGHT AT QUALIFICATION. APPLY PN 1-23419-5 LOC-TITE TO THREADS.
- 5 SEAL NO 12015193 FOR INSULATION RANGE 4.3-3.45mm  
SEAL NO 12010293 FOR INSULATION RANGE 3.49-2.81mm

**\* WARNING**  
ON INSTALLATION, SET WIRE DISC TO LARGEST WIRE SIZE SETTING. USE OF SETTINGS BELOW MIN. REQUIRED CRIMP HEIGHT SETTING WILL CAUSE DAMAGE TO CRIMP TOOLING.



QTY	REF	DESCRIPTION	ITEM NO
1	116	GUARD WINDOW	116
1	115	INSERT, GUARD	115
1	92	HOLDER, PIN, WIRED	92
1	91	SCR, BTN SKT HD CAP 6-32 X .375	91
1	89	GUARD, FRONT CHIP	89
1	76	DEPRESSOR, SPACER	76
1	75	DEPRESSOR, WIRE	75
1	72	SF APPL INST 408-8040	72
1	71	GENERAL INSTRUCTION PKG	71
3	70	2-23147-2 SPRING, COMPRESSION	70
1	67	461264-5 PLATE, IDENTIFICATION	67
2	66	21017-2 SCREW, DRIVE	66
1	63	21009-2 SCR, SET, SELF LOCKING 1/4-20 X .250	63
1	60	22733-8 SCR, BHSC, SELF-LOCKING, 8-32 X .375	60
1	59	2-22603-0 SCR, HEX HD CAP 8-32 X .312	59
1	57	1-21003-9 SCR, FLT SKT HD CAP 6-32 X .375	57
1	56	458537-2 PAWL, FEED	56
4	54	2-21002-2 SCR, BTN SKT HD CAP 8-32 X .500	54
2	53	2-21000-7 SCR, SKT HD CAP 8-32 X .500	53
1	52	21018-5 NUT, HEX, REG 6-32	52
1	51	811242-2 BUMPER, HOLD DOWN	51
1	50	690753-1 SPACER, TONKER	50
1	49	690602-6 CAM, PRE FEED, 1/8	49
1	48	690602-5 CAM, PRE FEED, 1/8	48
1	47	690501-4 CAM, POST FEED, 1/8	47
1	46	APPL. BASIC SUB ASSY (SIDE WISE MQCA)	46
1	45	690191-1 PLUG, NYLON	45
1	44	455673-1 RAM, SIDE FEED	44
1	41	7-21002-9 SCR, BTN SKT HD CAP 5/16-24 X 1.00	41
1	39	690125-1 SHIM SUB-ASSY	39
1	37	879103-2 FINE ADJUST HEAD ASSEMBLY	37
1	34	690786-3 TERMINAL SUPPORT	34
2	33	2-21002-4 SCR, BTN SKT HD CAP 8-32 X .750	33
1	32	21024-5 WASHER, SPRG LOCK, REG NO 10	32
1	31	3-21000-4 SCR, SKT HD CAP 10-32 X .375	31
1	30	1320908-2 SPACER, STRIP GUIDE	30
1	29	1633091-7 ASSEMBLY, STRIP GUIDE	29
1	28	455888-8 SPACER, CRIMPER	28
1	24	1320928-5 PLATE, STRIP GUIDE	24
1	22	690472-2 STRIPPER	22
1	21	2-21000-7 SCR, SKT HD CAP 8-32 X .500	21
4	20	21024-4 WASHER, SPRG LOCK, REG NO 8	20
1	19	691353-1 STRIPPER	19
1	17	679625-2 SHEAR HOLDER, FRONT (NO CUT)	17
1	12	5-22280-0 SPRING, COMPRESSION	12
1	11	690461-2 STOP, SHEAR	11
1	10	1-690459-0 SHEAR HOLDER, FRONT	10
1	9	318707-2 FLOATING SHEAR, FRONT	9
1	8	1633115-1 ANVIL, COMBINATION .140	8
1	5	318701-4 DEPRESSOR, SHEAR	5
1	4	238011-4 BLOCK, CRIMPER SPACER	4
1	3	1-904741-8 CRIMPER, INSUL O PREMIUM	3
1	2	455888-7 SPACER, CRIMPER	2
1	1	1-456411-8 CRIMPER, WIRE PREMIUM	1

DIMENSIONS: INCHES		TOLERANCES UNLESS OTHERWISE SPECIFIED:		DWG: J. KOGA 23FEB2007		Tyco Electronics Harrisburg, PA 17105-3608	
0 PLC	±	1 PLC	±	APVD	NAME	FINE ADJUST SIDE FEED HDM APPLICATOR	
2 PLC	±	3 PLC	±	PRODUCT SPEC	APPLICATION SPEC	SIZE	CAGE CODE DRAWING NO
4 PLC	±	ANGLES	±	APPLICATOR SPEC	WEIGHT	A11 00779	©=1855198
MATERIAL	FINISH	RESTRICTED TO	SCALE	CUSTOMER DRAWING	3:5	SHEET	1 OF 1 REV A

CUSTOMER VIEWABLE ASSEMBLY