

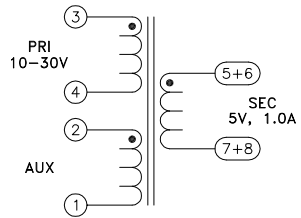
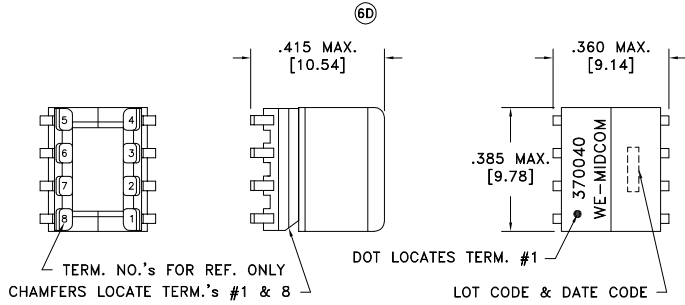
CUSTOMER TERMINAL	RoHS	LEAD(Pb)-FREE
Sn96%, Ag4%	Yes	Yes

more than you expect



ELECTRICAL SPECIFICATIONS @ 25°C unless otherwise noted:

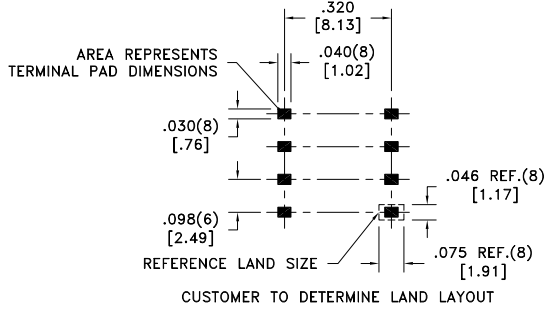
PARAMETER	TEST CONDITIONS	VALUE
D.C. RESISTANCE	1-2 @20°C	0.236 ohms ±15%
D.C. RESISTANCE	3-4 @20°C	0.059 ohms ±15%
D.C. RESISTANCE	5-7 tie(5+6, 7+8), @20°C	0.012 ohms ±15%
INDUCTANCE	3-4 10kHz, 100mVAC, Ls	30uH ±10%
SATURATION CURRENT	3-4 20% rolloff from initial	1.7A
LEAKAGE INDUCTANCE	3-4 tie(1+2, 5+6+7+8), 100kHz, 100mVAC, Ls	1.0uH max.
DIELECTRIC	3-5 tie(2+4), 1875VAC, 1 second	1500VAC, 1 minute
DIELECTRIC	3-6 tie(2+4), 1875VAC, 1 second	1500VAC, 1 minute
DIELECTRIC	2-3 500VAC, 1 second	400VAC, 1 minute
TURNS RATIO	(3-4):(5-7)	3:1, ±1%
TURNS RATIO	(3-4):(6-8)	3:1, ±1%
TURNS RATIO	(3-4):(2-1)	3:1, ±1%



Customer to tie terminal 5&6 and 7&8 on PCB.

Application of the transformer allows for the leadwires between terminals 5&6 and 7&8 to solder bridge.

6D



6C

6B

GENERAL SPECIFICATIONS:

OPERATING TEMPERATURE RANGE: -40°C to +125°C including temp rise.

REV.	DATE	Packaging Specifications	CONVENTION PLACEMENT
6D	10/16	Method: Tape & Reel	
6C	10/10	PKG-0410	
6B	9/09	www.we-online.com/midcom	
6A	9/08	SEE REVISION SHEET FOR REVISION LEVEL	

Tolerances unless otherwise specified:
 Angles: ±1° Decimals: ±.005 [.13]
 Fractions: ±1/64 Footprint: ±.005 [.13]

This drawing is dual dimensioned. Dimensions in brackets are in millimeters.

DRAWING TITLE
TRANSFORMER

eiSos p/n: 750370040

PART NO.
750370040

compliant RoHS

SPECIFICATION SHEET 1 OF 1