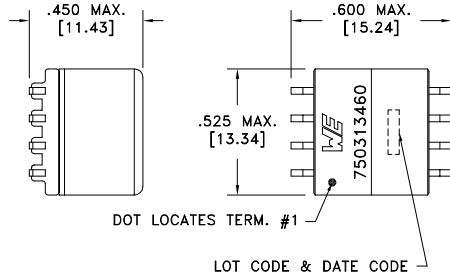
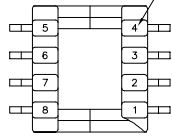


CUSTOMER TERMINAL	RoHS	LEAD(Pb)-FREE
Sn96%, Ag4%	Yes	Yes

more than you expect

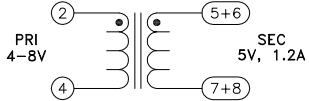
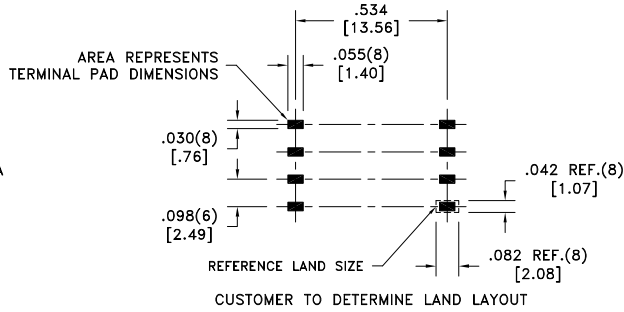


TERM. NO.'s FOR REF. ONLY



ELECTRICAL SPECIFICATIONS @ 25°C unless otherwise noted:

PARAMETER	TEST CONDITIONS	VALUE
D.C. RESISTANCE	2-4 @20°C	0.085 ohms max.
D.C. RESISTANCE	5-8 tie(5+6, 7+8), @20°C	0.011 ohms max.
INDUCTANCE	2-4 10kHz, 100mVAC, Ls	12.0uH ±10%
SATURATION CURRENT	20% rolloff from initial	7.75A
LEAKAGE INDUCTANCE	2-4 tie(5+6+7+8), 100kHz, 100mVAC, Ls	700nH typ., 1.5uH max.
DIELECTRIC	2-5 tie(6+7), 1875VAC, 1 second	1500VAC, 1 minute
URNS RATIO	(2-4):(5-7)	4:1, ±1%
URNS RATIO	(2-4):(6-8)	4:1, ±1%



Application of the transformer allows for the leadwires between terminals 5&6 and 7&8 to solder bridge.

Wire insulation & RoHS status not affected by wire color.  
Wire insulation color may vary depending on availability.

REV.	DATE	Packaging Specifications Method: <b>Tape &amp; Reel</b> PKG-0328 www.we-online.com/midcom	CONVENTION PLACEMENT
6A	1/14	SEE REVISION SHEET FOR REVISION LEVEL	REVISION LEVEL

Tolerances unless otherwise specified:  
Angles: ±1°      Decimals: ±.005 [.13]  
Fractions: ±1/64      Footprint: ±.005 [.13]

This drawing is dual dimensioned. Dimensions in brackets are in millimeters.

DRAWING TITLE  
**TRANSFORMER**

eiSos p/n: 750313460

PART NO.  
**750313460**

SPECIFICATION SHEET 1 OF 1