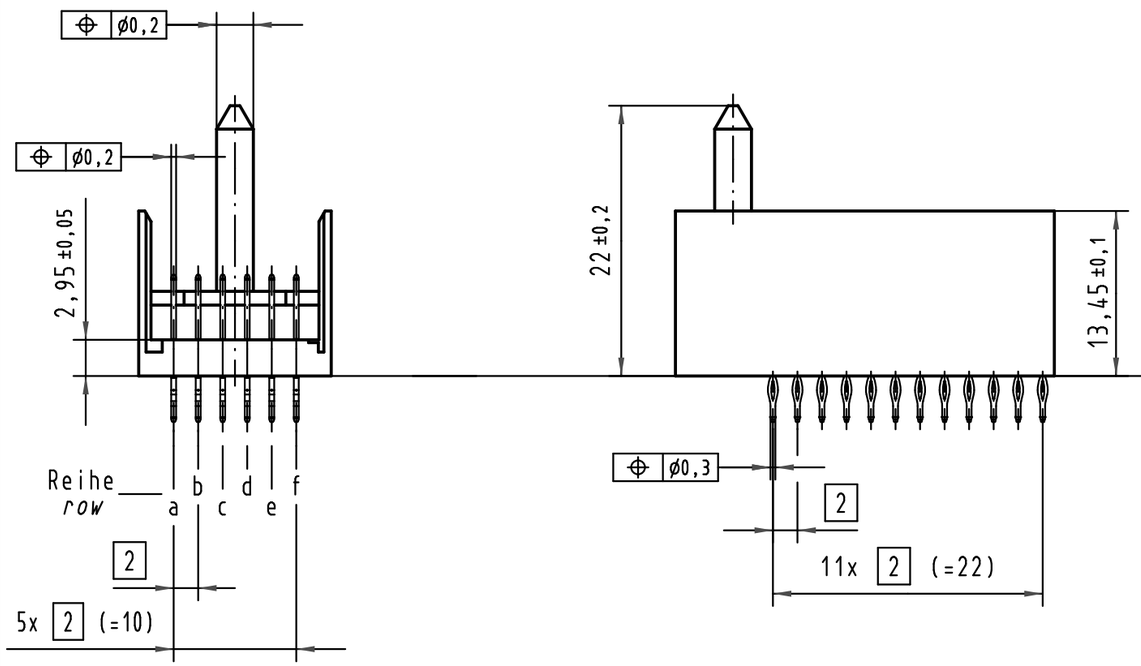

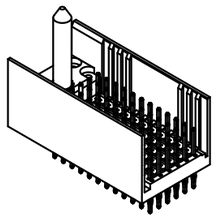

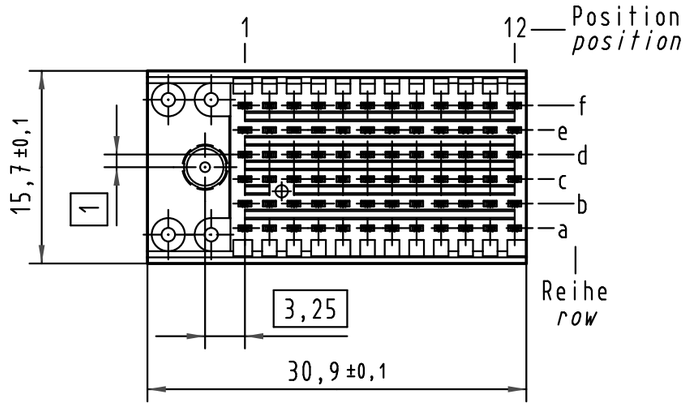

Kontakt-Maße
contact dimensions

(Längen der Steck- und Anschlußseite gelten für eingepreßte Steckverbinder)
(mating and termination length of contacts apply to pressed in connectors)

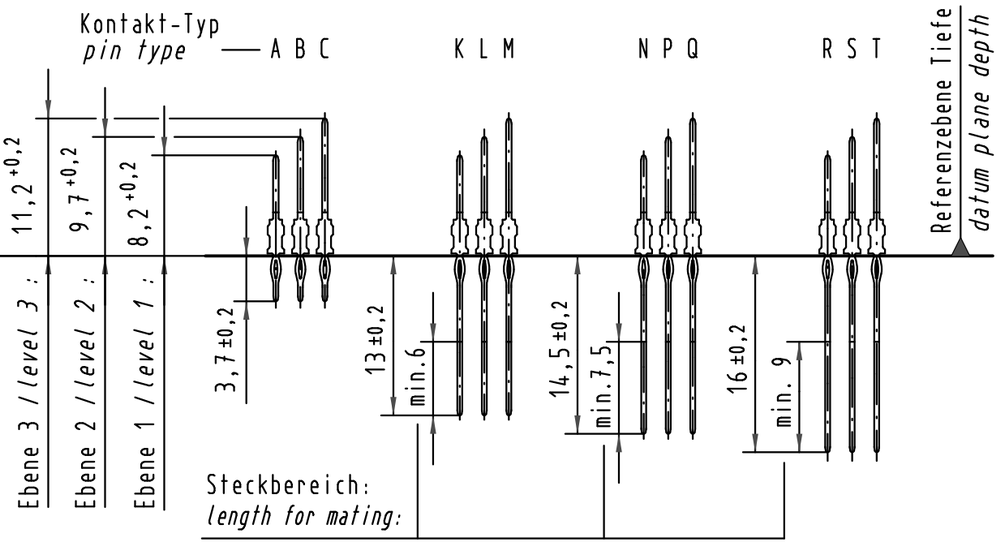

Kontaktbelegung
contact loading

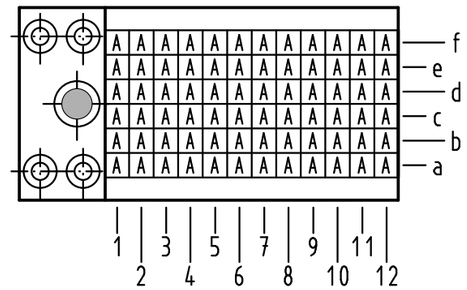

Lochbild
board drillings

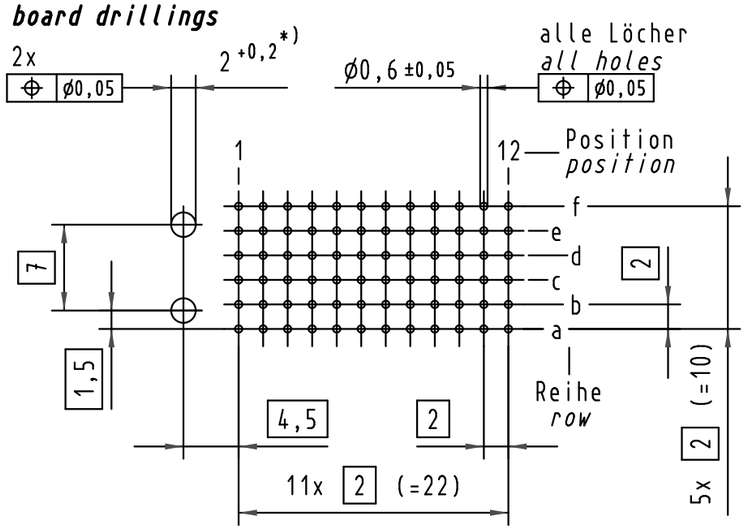

*) Löcher nicht metallisiert
non-metallized drillings

Bohrlochdurchmesser: ø0,7 ±0,02
Lochdurchmesser (mit Oberfläche): ø0,6 ±0,05

drill hole dia.: ø0,7 ±0,02
finished hole dia. (after plating): ø0,6 ±0,05

Bestell-Nr. *part-no.*	Anforderungsstufe nach IEC *performance level acc. to IEC*	Kontaktoberfläche *contact plating*
17 43 072 4209	-	min. 0,127µm Au over min. 0,635µm (25µin) PdNi over min. 1,27µm (50µin) Ni
17 43 072 2209	2	Au flash over PdNi over Ni
17 43 072 1209	1	Au flash over PdNi over Ni

All Dimensions in mm
Original Size DIN A 3

Techn. Character.

Nicht tolerierte Maße/*Free size tolerances*

	Dat.	Name	Maßstab/*Scale*
Detail.	23.03.04	Buß.	2 : 1
Insp.	23.03.04	Ko	
Stand.			

har-bus HM Messerleiste mit Flansch
6-reihig, 72 pol., Anschlußlänge 3,7mm, ohne Kodierung
har-bus HM male connector with guide
6-row, 72 pol., termination length 3,7mm, without coding

Mod.	Dat.	Name
34337	11.05.07	Hage.
31807		

HARTING Electronics GmbH & Co. KG
D-32339 ESPELKAMP

TB 17 43 072 x209

Blatt/*page* /

Sub.

Alle Rechte vorbehalten/ *All rights reserved*