APPLICATION SPECIFICATION

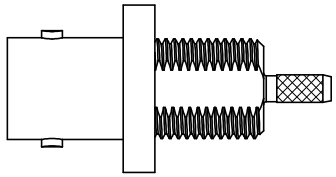

BNC CONNECTOR

CONTACT



CRIMP TUBE

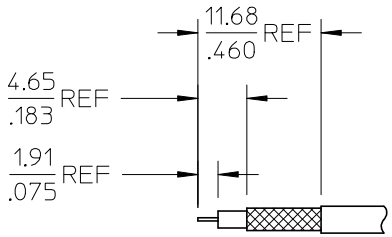

1. STRIP JACKET, DIELECTRIC AND CENTER CONDUCTOR AS SHOWN

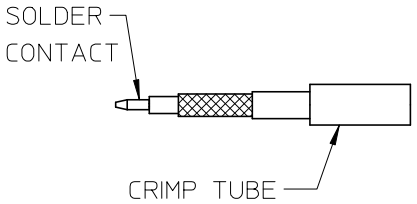

2. SLIDE CRIMP TUBE OVER CABLE BRAID. INSERT CONTACT OVER CENTER CONDUCTOR OF CABLE. SOLDER CONTACT TO CENTER CONDUCTOR USING LEAD FREE SOLDER

REV	1	1
SHT	1	2

REVISE ON PC ONLY		TITLE CABLE ASSEMBLY INSTRUCTIONS FOR 73171-2670 CA-RG179			
1	Assembly Instructions 89511-0390 per ECN URF2006-0164				
REV	DESCRIPTION	THIS DOCUMENT CONTAINS INFORMATION THAT IS PROPRIETARY TO MOLEX INC. AND SHOULD NOT BE USED WITHOUT WRITTEN PERMISSION			
DESIGN CONTROL URF	STATUS	WRITTEN BY: JM	CHECKED BY: JM	APPROVED BY: JDW	DATE: MO/DAY/YR 10/14/05
DOCUMENT NO. AS-89511-039				FILE NAME: AS-89511-039	SHT NO. 1 OF 2

APPLICATION SPECIFICATION

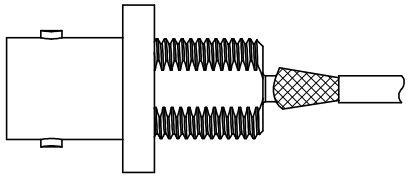

3. FLARE BRAID AND INSERT CABLE INTO CONNECTOR WITH BRAID COVERING REAR BODY

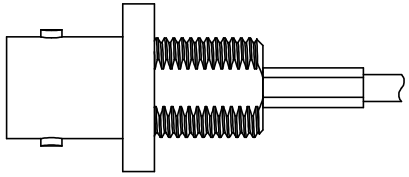

4. SLIDE CRIMP TUBE OVER BRAID. CRIMP USING .128 HEX DIE

REVISE ON PC ONLY		TITLE CABLE ASSEMBLY INSTRUCTIONS FOR 73171-2670 CA-RG179			
1	Assembly Instructions 89511-0390				
REV	DESCRIPTION	THIS DOCUMENT CONTAINS INFORMATION THAT IS PROPRIETARY TO MOLEX INC. AND SHOULD NOT BE USED WITHOUT WRITTEN PERMISSION			
DESIGN CONTROL URF	STATUS	WRITTEN BY: JM	CHECKED BY: JM	APPROVED BY: JDW	DATE: MO/DAY/YR 10/14/05
DOCUMENT NO. AS-89511-039				FILE NAME: AS-89511-039	SHT NO. 2 of 2