

## Housing - HC-B 6-TMB-100/O1STM25S-EUA - 1604256


Please be informed that the data shown in this PDF Document is generated from our Online Catalog. Please find the complete data in the user's documentation. Our General Terms of Use for Downloads are valid (<http://download.phoenixcontact.com>)



HEAVYCON ADVANCE for increased environmental requirements, sleeve housing B6, with bayonet locking, height 100 mm, with 1xM25 thread, lateral cable outlet



### Key commercial data

Packing unit	1 PCE
GTIN	 4 017918 947934
Custom tariff number	85389099
Country of origin	GERMANY

### Technical data

#### General data

Note	For contact inserts HC-B6, BB10, DD24, M
Design	B6
Height	100 mm
Width	57 mm
Length	92 mm
Housing type	Sleeve housings
Locking type	Bayonet locking
No. of cable exits	1
Cable exit	Lateral
Screw connection	None
Type of the screw connection	1x M25
Degree of protection for housing	IP65/67

# Housing - HC-B 6-TMB-100/O1STM25S-EUA - 1604256

## Technical data

### General data

Ambient temperature (operation)	-40 °C ... 200 °C
Housing material	Die-cast aluminum, salt water resistant
Housing surface material	Powder-coated, black
Seal material	Viton
Material lock	High-grade steel
Material grip body interlock	PA-GF
Length of the assembly cutout	52 mm
Width of the assembly cutout	35 mm
Assembly instructions	In order to guarantee that the ground conductor contact functions even when plugged in at an angle, the two panel mounting flanges must have sufficient electrical contact with the metal mounting panel.

## Classifications

### ETIM

ETIM 2.0	EC000437
ETIM 3.0	EC000437
ETIM 4.0	EC000437
ETIM 5.0	EC000437

### UNSPSC

UNSPSC 11	31261502
UNSPSC 12.01	31261502
UNSPSC 13.2	31261502
UNSPSC 6.01	31261502
UNSPSC 7.0901	31261502

### eCl@ss

eCl@ss 4.0	272607xx
eCl@ss 4.1	27260701
eCl@ss 5.0	27143424
eCl@ss 5.1	27143424
eCl@ss 6.0	27371205
eCl@ss 7.0	27371205

## Accessories

Accessories

Assembly

## Housing - HC-B 6-TMB-100/O1STM25S-EUA - 1604256

### Accessories

Mounting flange - HC-B-BF - 1604641



Panel mounting flange for HEAVYCON ADVANCE TMB housing with bayonet locking

---

Mounting flange - HC-B-BF-SET - 1604654



Bayonet mounting flange set, consisting of 2 mounting flanges with 4 self-tapping Torx® head screws and 4 fan-type spacers

---

Protective covers - HC-B 6-TMB-SD-IP65 - 1690930



HEAVYCON ADVANCE IP65 protective cover B6, with bayonet locking, with retaining cord, diameter of retaining cord eyelet 3 mm

---

Cable gland - HC-K-KV-M25(11-17) - 1690639



Plastic screw connection up to 5 bar, thread length: 8 mm, cable diameter: 11 - 17 mm, WAF 29, screw connection: M25

---

Cable gland - HC-M-KV-M25(11-16) - 1690574



Metal screw connection up to 5 bar, thread length: 7 mm, cable diameter: 11 - 16 mm, WAF 27, screw connection: M25

---

## Housing - HC-B 6-TMB-100/O1STM25S-EUA - 1604256

### Accessories

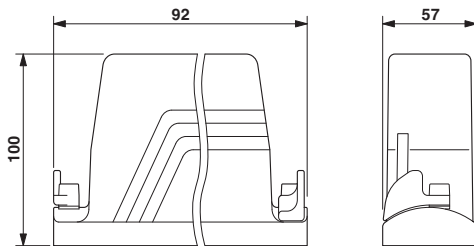
Cable gland - HC-M-KV-M25(14-21) - 1646007



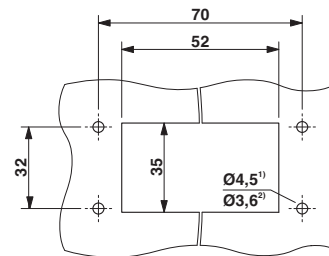
Metal screw connection up to 5 bar, thread length: 7 mm, cable diameter: 14 - 21 mm, WAF 34, screw connection: M25

### Drawings

Dimensioned drawing



Dimensioned drawing



Mounting cutout

<sup>1)</sup> when M4 screws are used

<sup>2)</sup> when self-tapping Torx® screws are used (Torx® 20, M4)