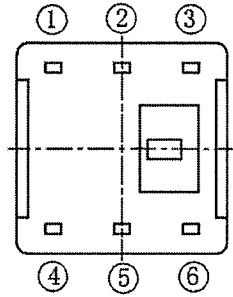
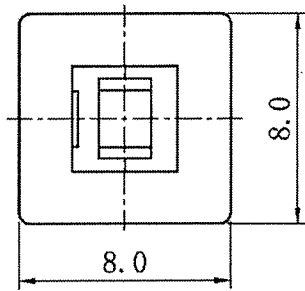
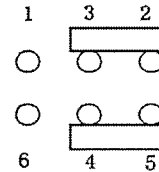
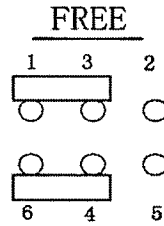


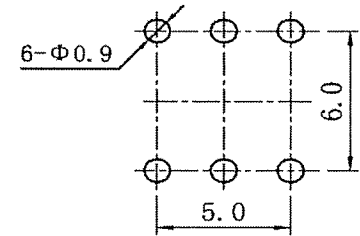
THIS INFORMATION IS CONFIDENTIAL AND PROPRIETARY TO CW INDUSTRIES INCORPORATED AND ITS AFFILIATES. IT MAY NOT BE DISCLOSED TO ANYONE, OTHER THAN CW INDUSTRIES PERSONNEL, WITHOUT WRITTEN AUTHORIZATION FROM CW INDUSTRIES INCORPORATED, SOUTHAMPTON, PENNSYLVANIA USA.



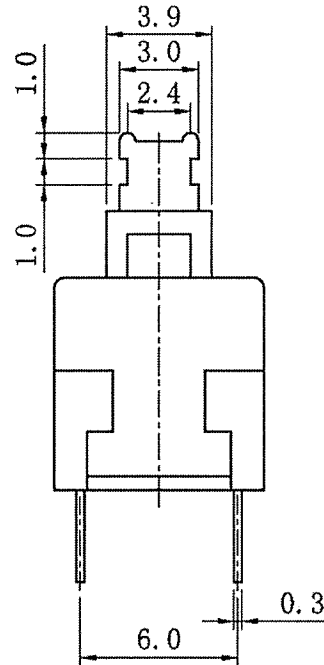
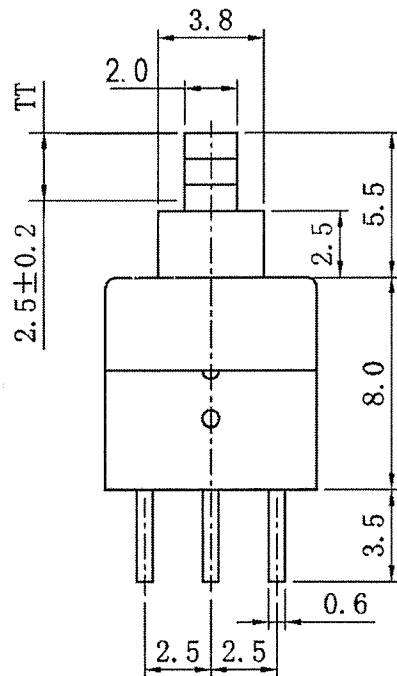
SCHMATIC



PUSH



P. C. B LAYOUT



Rated Voltage	DC30V 0.1A
Withstand Voltage	AC250V 1 minute
Contact Resistance	≤ 50 mΩ
Operating Force	160 ± 80gf
Insulation Resistance	≥ 100 MΩ DC250V
Soldering Process	Hand Soldering
Mechanical Life	100,000 cycles
Electrical Life	10,000 cycles
Total Travel (TT)	2.5 ± 0.2 mm
Operating Temp.	-25 °C ~ +65 °C
Ambient Humidity Used	< 85%RH

RoHS Compliant

CW INDUSTRIES
Southampton, Pa. 18966
Tel 215.355.7080/www.cwind.com

Date Drawn: 3-21-12

Rev. 1

Unit: mm

Checked By: *G. Gold*

Title:
PUSH BUTTON SWITCH

CW P/N:
GPBS800N

1 Added Button to title. Operating Temp. was Operating Temper in chart & Removed Soldering Temper from chart. 11-12-12.