

Flush-type connector - SACC-DSI-MS-17CON-M12/0,5 SCO - 1437135

Please be informed that the data shown in this PDF Document is generated from our Online Catalog. Please find the complete data in the user's documentation. Our General Terms of Use for Downloads are valid (<http://phoenixcontact.com/download>)



Sensor/actuator flush-type plug, 17-pos., M12 SPEEDCON, rear/screw mounting with M12 thread, with 0.5 m halogen-free TPE litz wire, 17 x 0.14 mm²



Key Commercial Data

Packing unit	1 pc
Weight per Piece (excluding packing)	40.0 g
Custom tariff number	85444290
Country of origin	Germany

Technical data

Dimensions

Length of cable	0.5 m
-----------------	-------

Ambient conditions

Ambient temperature (operation)	-25 °C ... 85 °C (Plug / socket)
Degree of protection	IP67

General

Note	The electrical and mechanical data specified assume that the connector pair is correctly locked and mounted. If the connector is unlocked and if there is a danger of contamination, the connector must be sealed using a protective cap > IP54. Influences arising from litz wires, cables or PCB assembly must also be taken into consideration.
Rated current at 40°C	1.5 A
Rated voltage	30 V
Rated surge voltage	0.8 kV
Number of positions	17
Insulation resistance	≥ 100 MΩ
Coding	A - standard

Flush-type connector - SACC-DSI-MS-17CON-M12/0,5 SCO - 1437135

Technical data

General

Standards/regulations	M12 connector IEC 61076-2-101
Status display	No
Overvoltage category	II
Pollution degree	3
Connection method	Individual wires
Insertion/withdrawal cycles	> 100
Torque	3 Nm ... 4 Nm (Installation-side)
Mounting type	Rear mounting M12 x 1 With flat nut

Material

Flammability rating according to UL 94	V0
Contact material	CuZn
Contact surface material	Au
Contact carrier material	PA 66
Material, knurls	Zinc die-cast, nickel-plated
Sealing material	NBR

Cable

Cable type	TPE litz wire
Conductor cross section	0.14 mm ²
AWG signal line	26
Conductor structure signal line	7x 0.16 mm
Core diameter including insulation	1.1 mm ±0.05 mm
Thickness, insulation	0.21 mm (Core insulation)
Wire colors	Color-coded DIN 47100
Material conductor insulation	TPE
Insulation resistance	≥ 20 MΩ*km
Conductor resistance	≤ 57.6 mΩ/m
Nominal voltage, cable	300 V
Test voltage, cable	2000 V AC
Ambient temperature (operation)	-40 °C ... 85 °C (cable, fixed installation)
	-25 °C ... 85 °C (cable, flexible installation)

Standards and Regulations

Standard designation	M12 connector
Standards/regulations	IEC 61076-2-101
Flammability rating according to UL 94	V0

Flush-type connector - SACC-DSI-MS-17CON-M12/0,5 SCO - 1437135

Classifications

eCl@ss

eCl@ss 4.0	27250313
eCl@ss 4.1	27250313
eCl@ss 5.0	27143423
eCl@ss 5.1	27143423
eCl@ss 6.0	27143423
eCl@ss 7.0	27449001
eCl@ss 8.0	27440103

ETIM

ETIM 3.0	EC002061
ETIM 4.0	EC002061
ETIM 5.0	EC002061

UNSPSC

UNSPSC 6.01	31251501
UNSPSC 7.0901	31251501
UNSPSC 11	31251501
UNSPSC 12.01	31251501
UNSPSC 13.2	31251501

Approvals

Approvals

Approvals

cULus Recognized / EAC

Ex Approvals

Approvals submitted

Approval details

Flush-type connector - SACC-DSI-MS-17CON-M12/0,5 SCO - 1437135

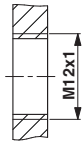
Approvals

cULus Recognized	
mm ² /AWG/kcmil	26
Nominal current I _N	1.5 A
Nominal voltage U _N	30 V

EAC

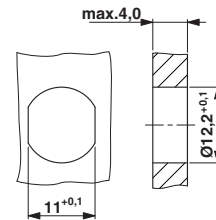
Drawings

Dimensional drawing



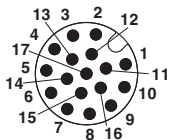
Housing cutout for M12 fastening thread, mounting panel with thread

Dimensional drawing



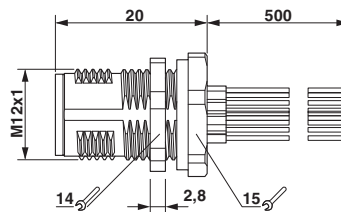
Housing cutout for M12 fastening thread, mounting panel with feed-through hole (alternative with surface as protection against rotation)

Schematic diagram



Pin assignment M12 male connector, 17-pos., male side view


Dimensional drawing



M12 flush-type connector

Flush-type connector - SACC-DSI-MS-17CON-M12/0,5 SCO - 1437135

Circuit diagram



Contact assignment of the M12 plug
