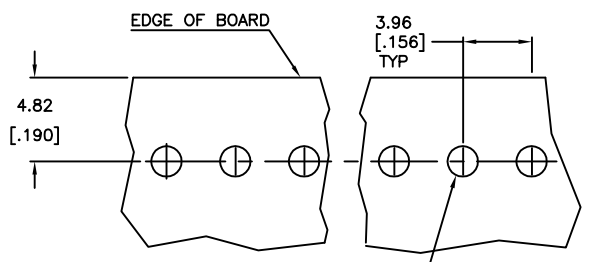
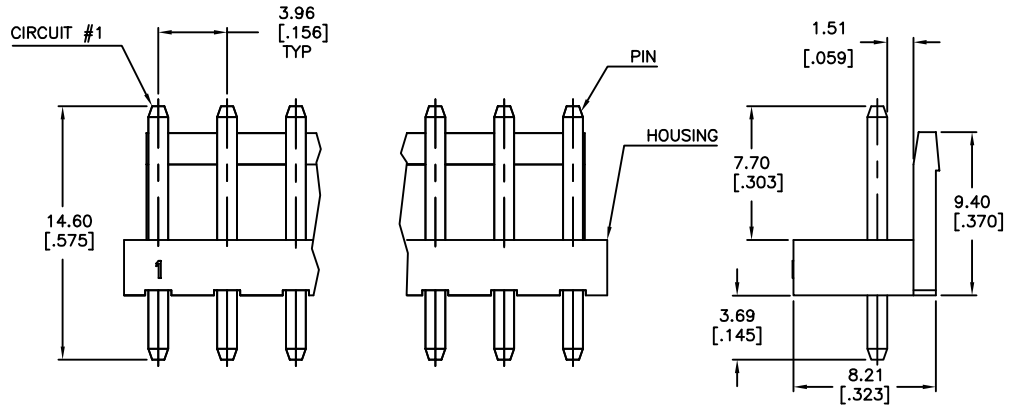
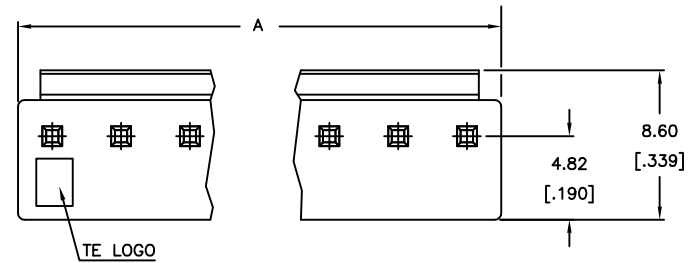


THIS DRAWING IS UNPUBLISHED. RELEASED FOR PUBLICATION.
 © COPYRIGHT By - ALL RIGHTS RESERVED.

REVISIONS				
P	LTR	DESCRIPTION	DATE	BY
B16		REVISED PER ECR-17-016022	31OCT17	J.Z D.Z



RECOMMENDED MOUNTING HOLE PATTERN FOR 1.60 [.063] THICK PC BOARD
 $\phi 1.75/1.65$ [$\phi .069/.065$]

- HOUSING MATERIAL: NYLON, UL94 VO, COLOR: NATURAL.
 - PIN MATERIAL: BRASS.
 - PIN PLATING: 0.003 [.000120] MIN TIN OVER 0.001 [.000039] NICKEL.
 - COMPLY WITH GLOW WIRE REQUIREMENTS FOR PARTS OF NON-METALLIC MATERIAL SUPPORTING A CURRENT-CARRYING CONNECTION DETAILED IN IEC 60335-1, SECTION 30 (GWT).
 - SKETCHES SHOW NO PINS MISSING.
- "O" WITH POST
 "X" WITHOUT POST
 PRELIMINARY-NOT FOR PRODUCTION

NO. OF POSITIONS	DIM A	PART NUMBER
9	35.64 [1.403]	3-1744524-9
11	43.56 [1.715]	2-1744524-1
4	15.84 [0.624]	2-1744524-4
4	15.84 [0.624]	1-1744524-4
8	31.68 [1.247]	1744524-8
5	19.80 [0.780]	4-1744524-5
9	35.64 [1.403]	2-1744524-9
5	19.80 [0.780]	3-1744524-5
5	19.80 [0.780]	2-1744524-5
6	23.76 [0.935]	1-1744524-6
5	19.80 [0.780]	1-1744524-5
7	27.72 [1.091]	7-1744524-7
3	11.88 [0.468]	4-1744524-3
9	35.64 [1.403]	1-1744524-9
7	27.72 [1.091]	8-1744524-7
6	23.76 [0.935]	8-1744524-6
6	23.76 [0.935]	7-1744524-6
6	23.76 [0.935]	6-1744524-6
6	23.76 [0.935]	4-1744524-6
6	23.76 [0.935]	2-1744524-6
9	35.64 [1.403]	1744524-9
7	27.72 [1.091]	1744524-7
6	23.76 [0.935]	1744524-6
5	19.80 [0.780]	1744524-5
4	15.84 [0.624]	1744524-4

THIS DRAWING IS A CONTROLLED DOCUMENT.

DIM: JR RUTH
 CHK: TOM MICHIELUTTI
 APD: TOM MICHIELUTTI
 PRODUCT SPEC: 108-5609
 APPLICATION SPEC:

MATERIAL: SEE NOTES
 FINISH: SEE NOTES

DIMENSIONS: mm [INCHES]
 TOLERANCES UNLESS OTHERWISE SPECIFIED:
 0 PLC ± 0.5 [0.02]
 1 PLC ± 0.30 [0.012]
 2 PLC ± 0.30 [0.012]
 3 PLC ± 0.30 [0.012]
 4 PLC ± 0.30 [0.012]
 5 PLC ± 0.30 [0.012]

CUSTOMER DRAWING
 SCALE: N/A
 SHEET: 1 of 1
 REV: B16

TE Connectivity
 HEADER ASSEMBLY-ECONOMY POWER VERTICAL
 SIZE: A2
 CASE CODE: 00779
 DRAWING NO: 1744524